

Data Brief:

NYC Charter School Performance on the 2012-13 State Exams for Math and English

August 13, 2013

Overview

The 2012-13 school year marked a new era for public education in New York State, as teachers and students directed their work according to the Common Core State Standards: a new and more demanding set of academic benchmarks designed as a path to real college readiness.

As expected in this first year of more rigorous standards and assessments, state test results show dramatically lower levels of proficiency in grades 3-8 Math and English Language Arts (ELA). This was true in NYC charter schools as well as other public schools across New York City and State. The test scores are bracing, and for some even disheartening, after a year full of hard work in schools and classrooms. What they provide, however, is a new baseline from which to judge students' learning, with the confidence that students who show proficiency throughout their K-12 careers will be able to go to college and be academically prepared for college-level work. This brief offers an initial exploration of the test score data in order to highlight key trends and invite further reflection and discussion.

Across the NYC charter sector, students scored at least Proficient at a higher rate in Math than students in citywide district schools (34.8% vs. 29.6%, a difference of five percentage points), but a lower rate in English Language Arts (25.0% vs. 26.4%, a one-point difference). In the neighborhoods where most charter schools are located – Central Brooklyn, Harlem, and the South Bronx – charter proficiency rates were higher than district school proficiency rates in both subjects.

It is important to interpret any assessment results in light of students' demographic characteristics, not to make excuses but to put performance differences in context. According to the New York City Department of Education, 79% of NYC charter schools posted higher proficiency rates in Math than their district and charter "peer" schools—identified based on student characteristics, through the NYC DOE Progress Report methodology—while 54% posted higher rates than their peer schools in ELA.

Interestingly, the average charter school had a wider advantage over its peer schools in ELA (11.0 percentage points) than in Math (3.7 points), an indication of top-scoring charter schools' wide

distance from their peers in ELA proficiency.

Also notable are the score comparisons that can be made within the NYC charter school sector. Many charter schools struggled, including 30 schools (or 24% of tested schools) where proficiency rates in both Math and ELA are below 20%. Yet charter schools were also among the bright spots in the city's public school system, including nine charter schools that exceeded the average Math proficiency rate of the Scarsdale, New York school district (68% Proficient).

This wide range of results is also a reminder of the need for better information about unobserved factors that may influence test scores, including student demographics and school enrollment structures.¹ Higher standards also heighten the challenge for charter schools that start in the middle school grades, when entering students have had more time to fall behind. The average proficiency rate for such charter schools is 13.8 percentage points lower in Math and 11.5 points lower in ELA (grade 5-8), than charter schools that open in Kindergarten or first grade. To account for such structural differences, proficiency data are best reviewed alongside indications of student *progress* toward proficiency—as the State Education Department's Performance Framework for charter schools, and the NYC Department of Education Progress Reports, both acknowledge.²

Yet what is missing from these data should not take away from what is present: a stark but honest assessment of charter school students' knowledge and skills, as evaluated against rigorous standards—standards that reflect a competitive world with diminishing career prospects for those without a college degree. The real test, then, is how schools, teachers, and students will respond.

Further Observations

- Success Charter Network students were 82.0% proficient in Math and 58.4% proficient in ELA, making Success the highest-scoring charter network in both subjects and the only one above the 50% mark in ELA. In Math, 39.9% of Success students scored at Level 4 (Advanced), compared to 10.4% of non-Success charter school students. While Success charter schools' high results will doubtlessly draw scrutiny, a great deal of that attention should be directed to the network's instructional practices and literacy curriculum.

¹ Unfortunately, some of the key data needed to discuss these topics are unavailable. See the Charter Center's paper, *Four Simple Ways to Improve NYC School Data*: <http://bit.ly/15RKjNO>.

² The Performance Framework only applies to Regents-authorized charter schools. See an overview: <http://bit.ly/19gITBq>

- Level 1 is the lowest proficiency level, meant to indicate that a student is “well below proficient.” While Level 1 scores had become increasingly unusual for charter school students in recent years, that trend has come to a definitive and alarming end. 25.6% of NYC charter students scored at Level 1 in Math, 30.1% in ELA. This is not a charter-specific challenge; district school students also scored at Level 1 at high rates in each subject (36.8% in Math, 36.4% in ELA).
- Charter school authorizers will rightly use this year’s test data to inform their future decisions about new school and renewal applications. While the shift in standards will force authorizers to ease certain renewal criteria this year, schools up for renewal should not receive a free pass; charter accountability requires that schools that have not made significant gains in student achievement should close. Relatedly, some authorizers may be tempted to respond to charter weaknesses by imposing prescriptive new rules. This is the also the wrong approach. Charter autonomy must be respected, and authorizers cannot become superintendents.
- With a higher bar for Level 3 (Proficient), many schools are wondering how to interpret a Level 2 score. It should first be clear that *proficiency means something*; the new standards are designed to reflect knowledge and skills needed in college, and this year’s proficiency rates are broadly consistent with other indicators of New York students’ preparedness for college. That said, a test score does not determine any student’s future. Some students with 2 scores will go on to college success; some with 3 scores will not; and all students still have years of learning before that point. It may be useful to think of a 2 as an indication that a student is presently on track for high school graduation but at-risk of failing in college, with the caveat that high school graduation requirements may also shift in the coming years as the Board of Regents continues its push for college readiness.

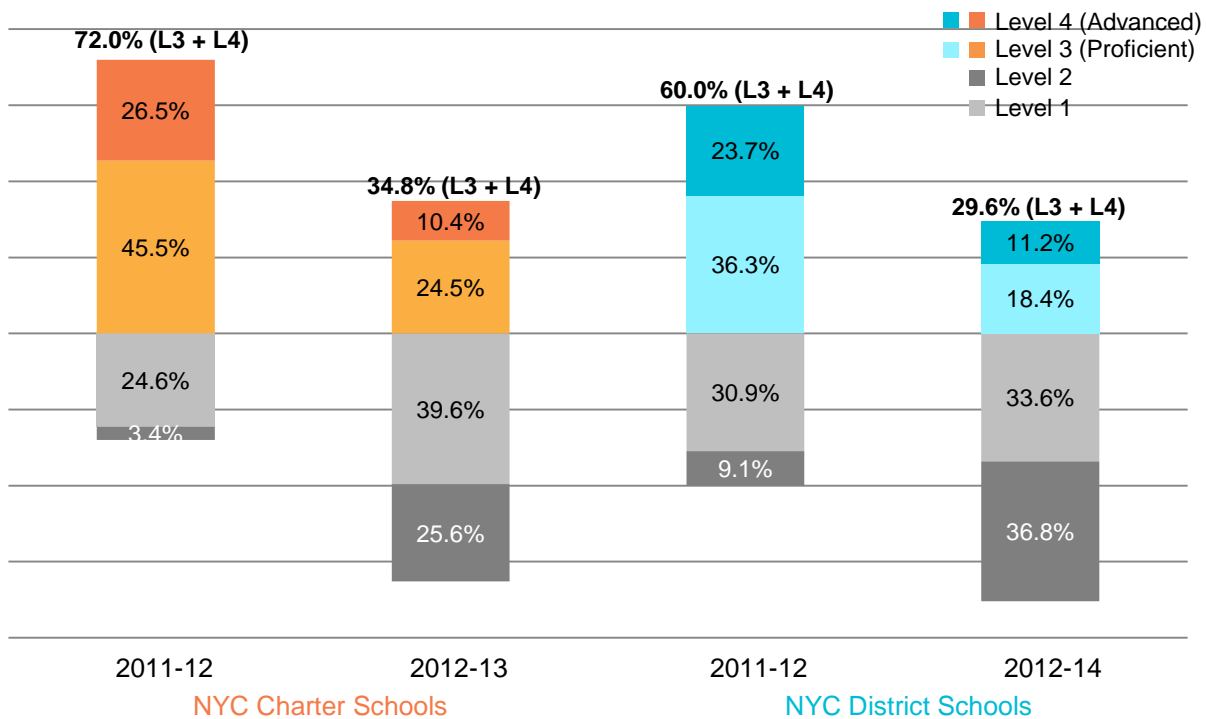
Notes

As always, schools should not be evaluated based on these data alone. This brief isolates test results in grade four (the highest before charter middle schools open) and grade eight (the highest in middle school), as well as across all grades. With many charter schools still gradually adding grade levels, the range of grades served in a given year varies widely across the charter sector. The exhibits below are based on data provided by the NYS Education Department and the Charter Center’s own analysis.

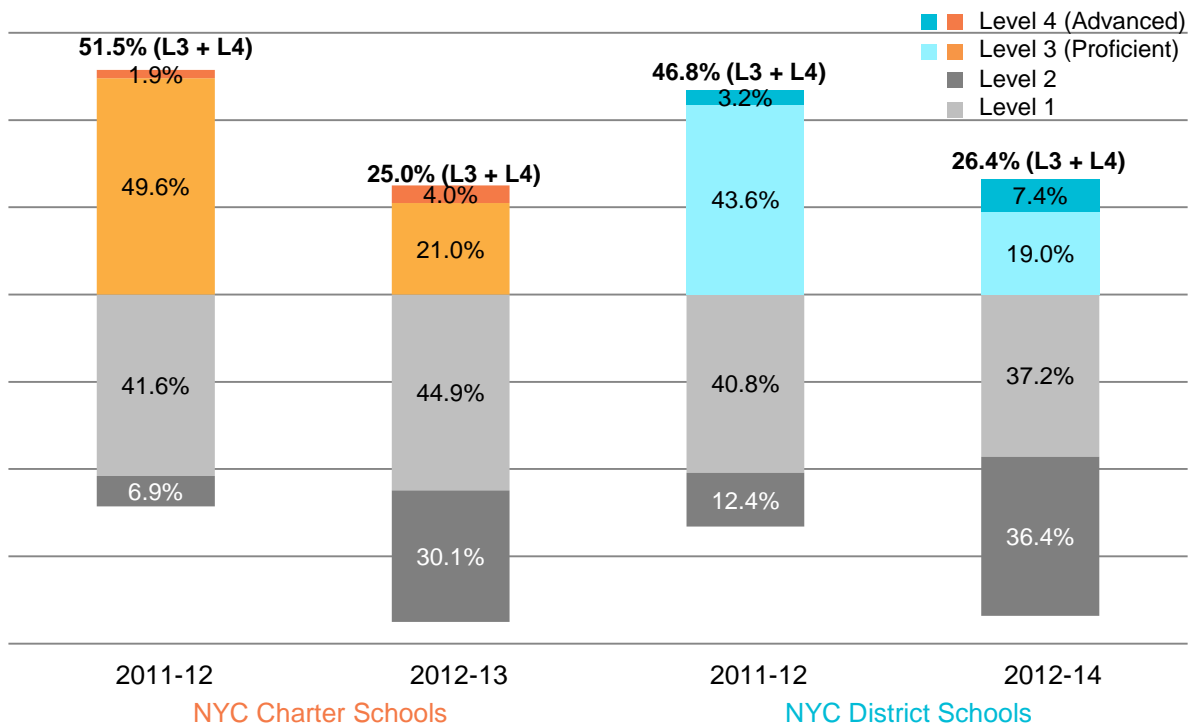
When comparing year-to-year changes after standards shift, it is more informative to compare scale scores rather than proficiency rates. Since scale scores are not designed to be compared across grade levels, however, proficiency rates can still be used to compare performance of entire students. Tables 9a-f below show charter schools’ changes using both methods. It is important to consider each change in its school-specific context.

Charts and Tables

1a. Overall Math Proficiency, NYC Charter and District Students (2011, 2012, 2013 Grades 3-8)



1b. Overall ELA Proficiency, NYC Charter and District Students (2011, 2012, 2013 Grades 3-8)

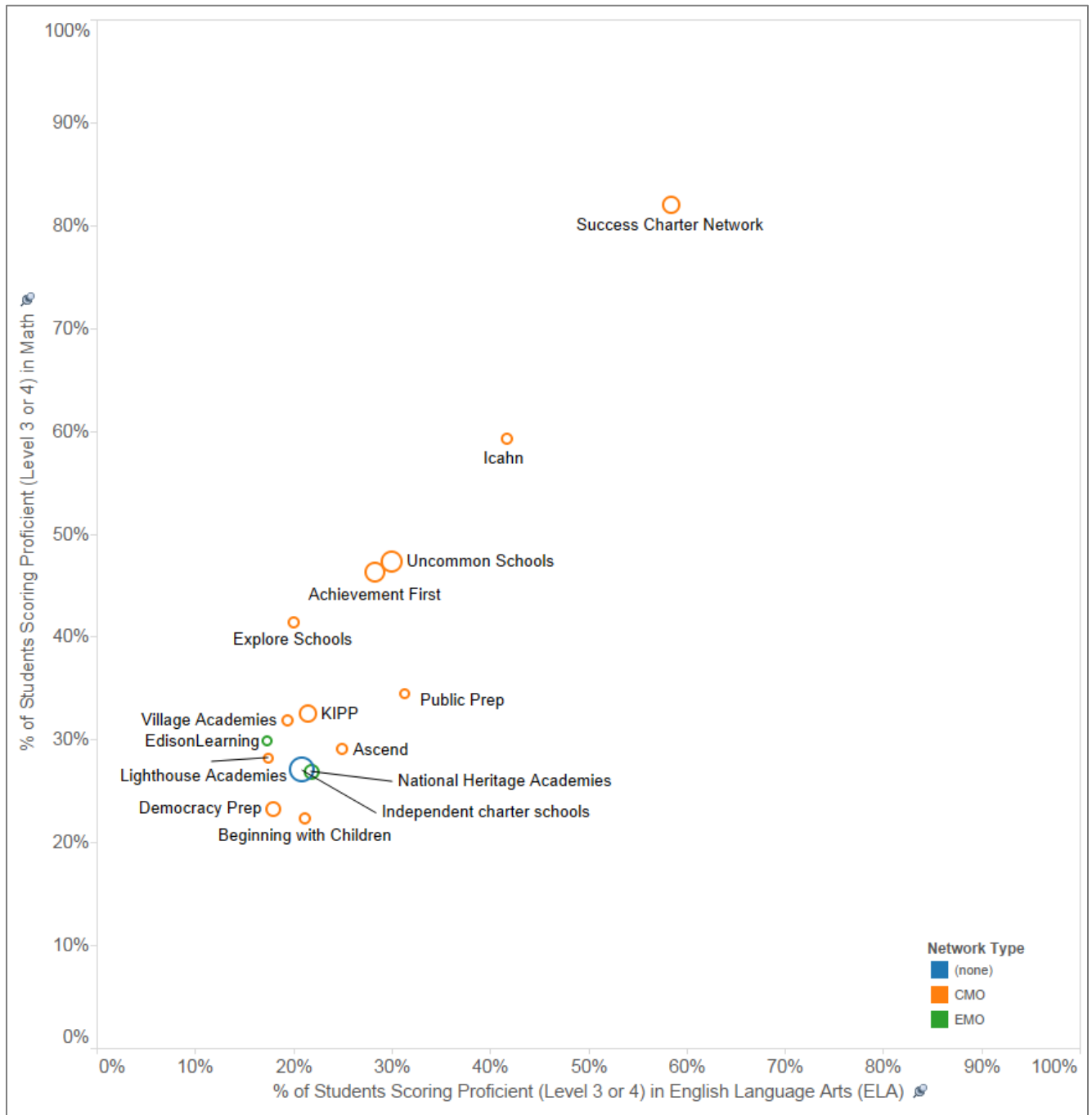


2a. Overall Math and ELA Proficiency Rates, NYC Charter Schools (2013, Grades 3-8)



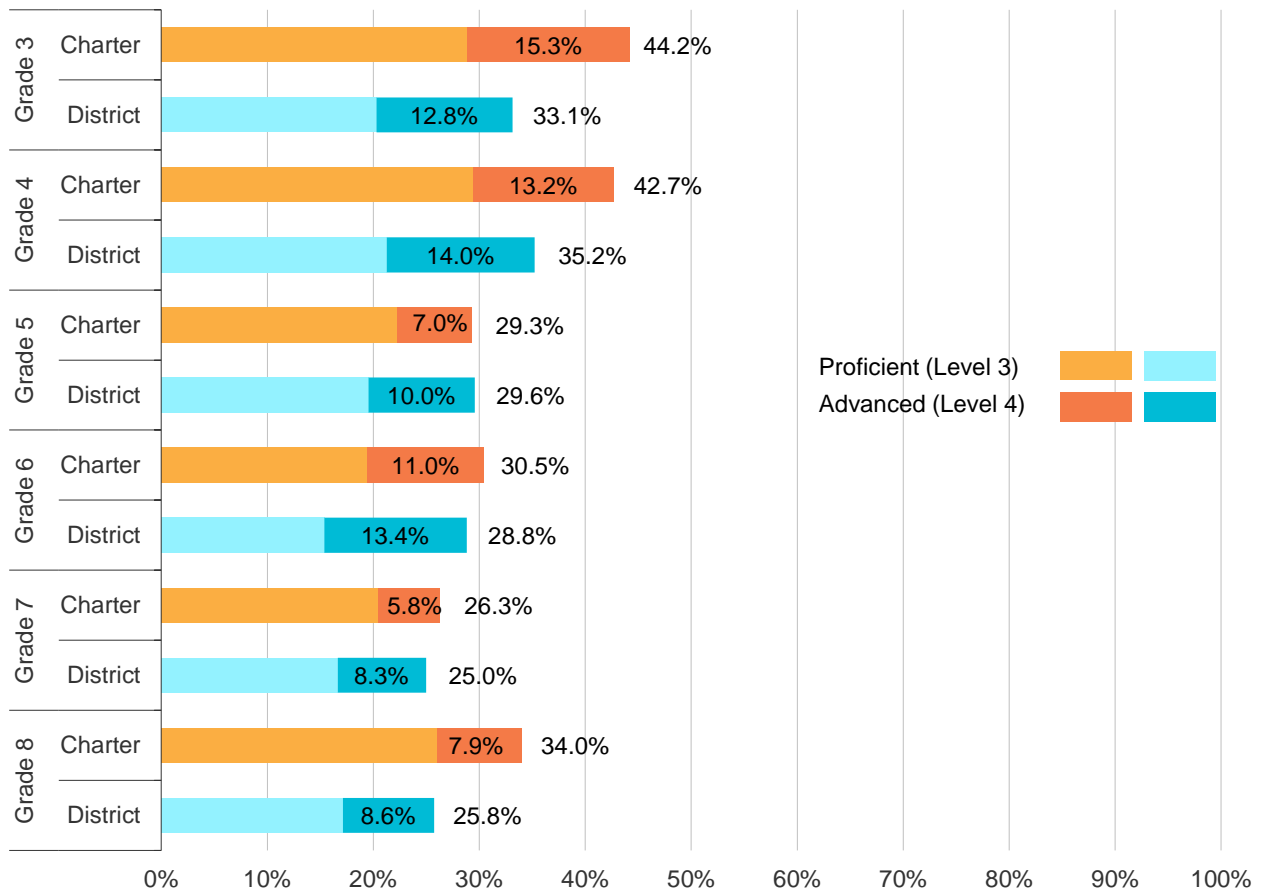
Note: CMO indicates non-profit charter network, EMO indicates for-profit manager. Dot size is proportional to number of tested students. The schools named in the chart achieved at least 45% proficiency in ELA.

2a. Overall Math and ELA Proficiency Rates, NYC Charter School Networks (2013, Grades 3-8)

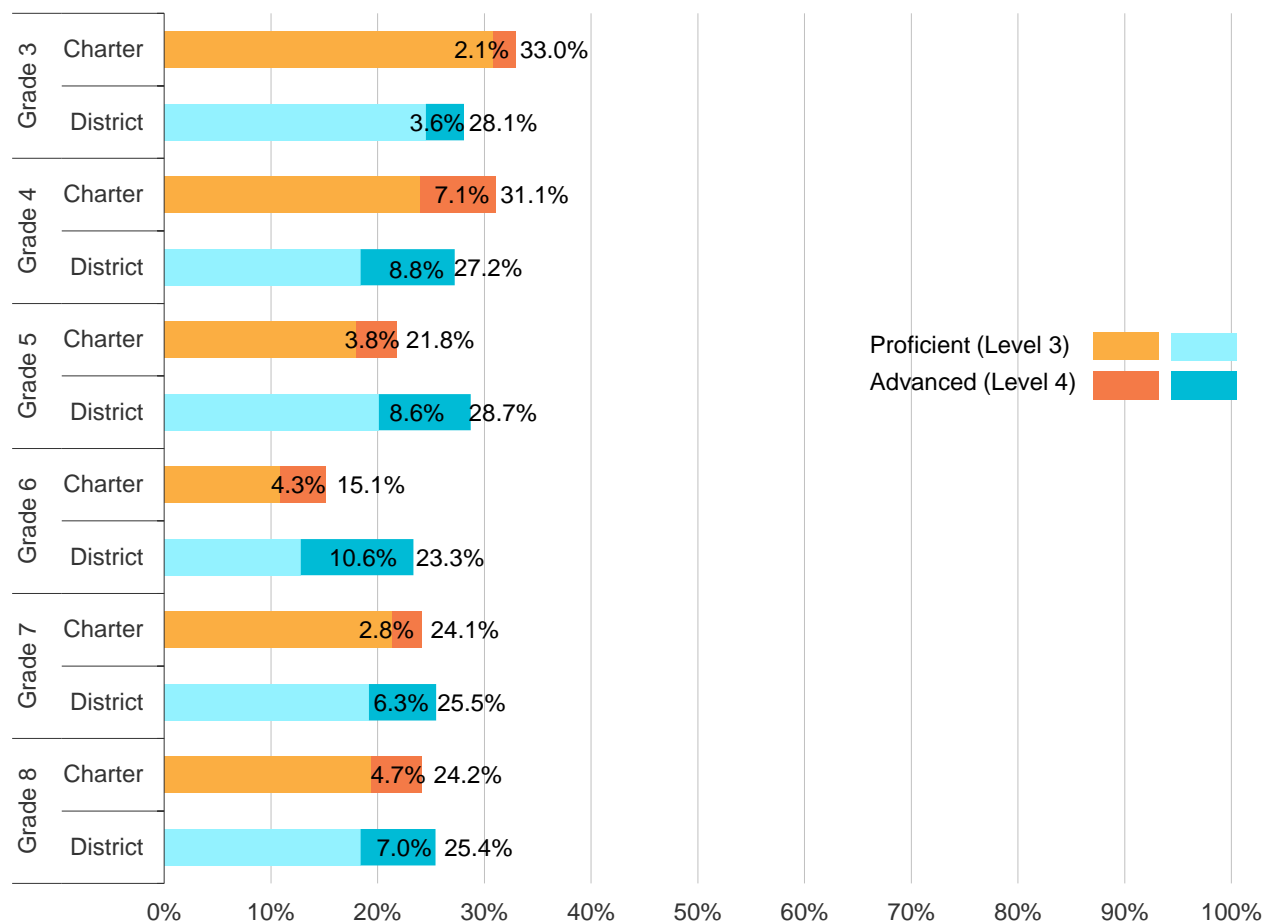


Note: CMO indicates non-profit charter network, EMO indicates for-profit manager. Dot size is proportional to number of tested students.

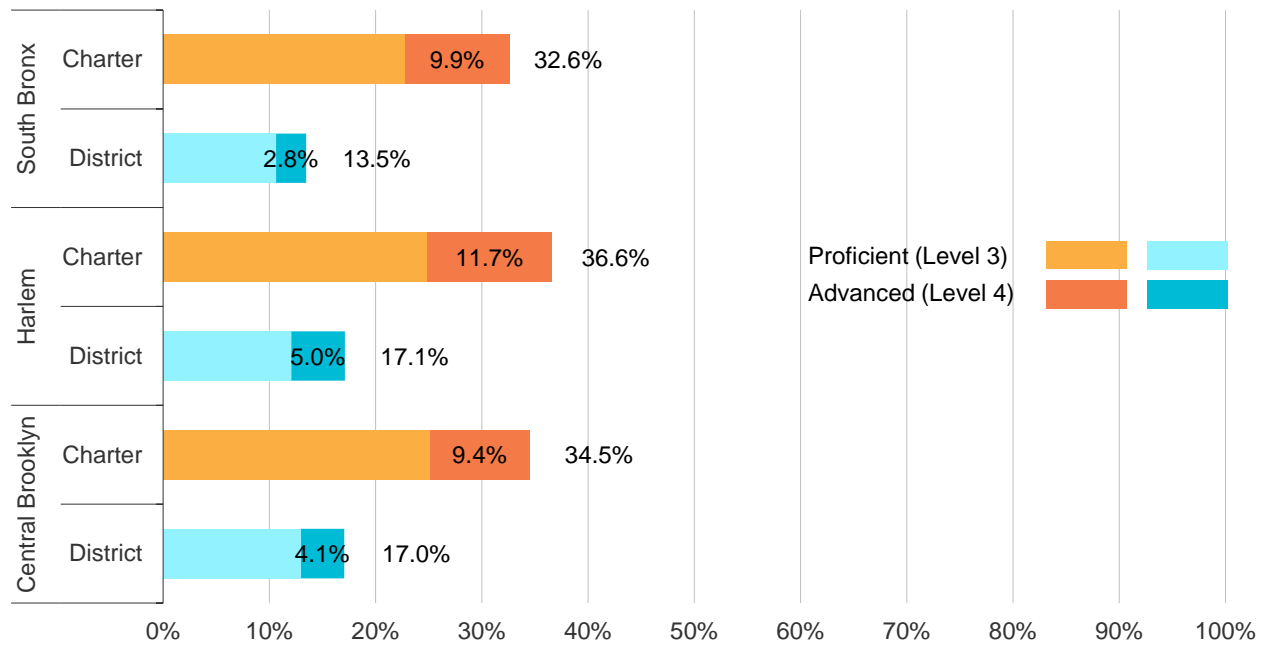
3a. Math Proficiency by Grade Level, NYC Charter and District Students (2013, Grades 3-8)



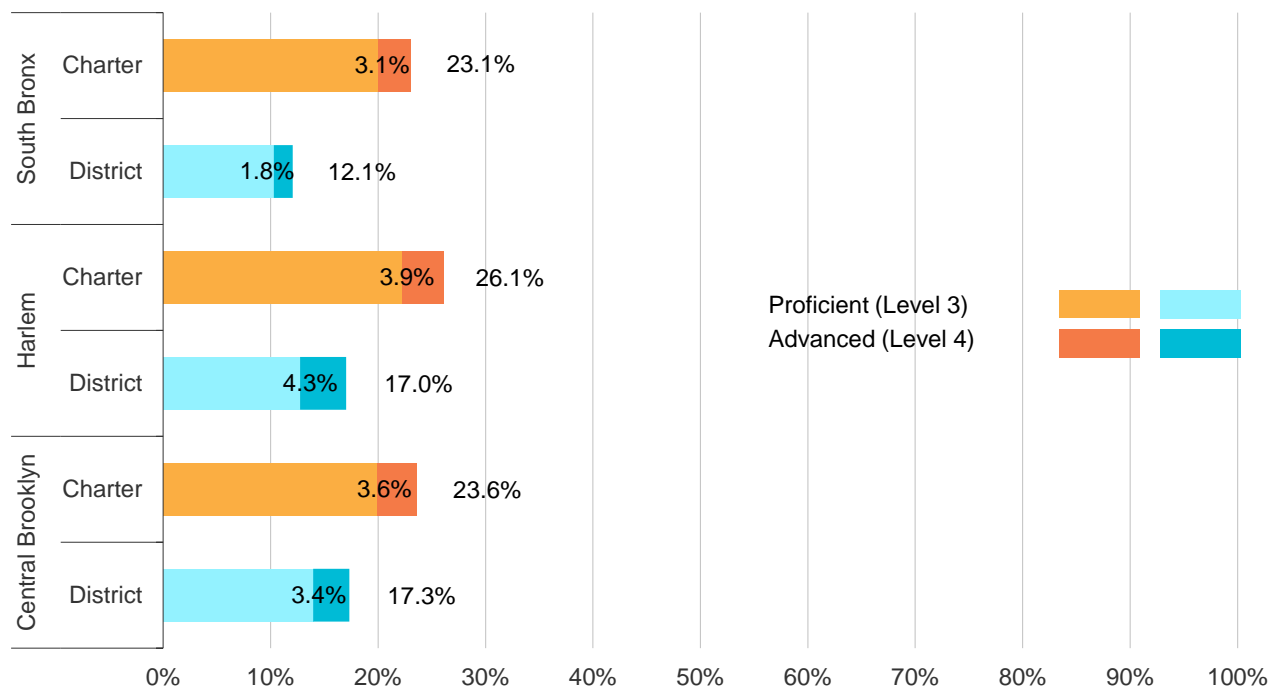
3b. ELA Proficiency by Grade Level, NYC Charter and District Students (2013, Grades 3-8)



4a. Overall Math Proficiency in Top 3 Charter Neighborhoods, NYC Charter and District Students (2013, Grades 3-8)

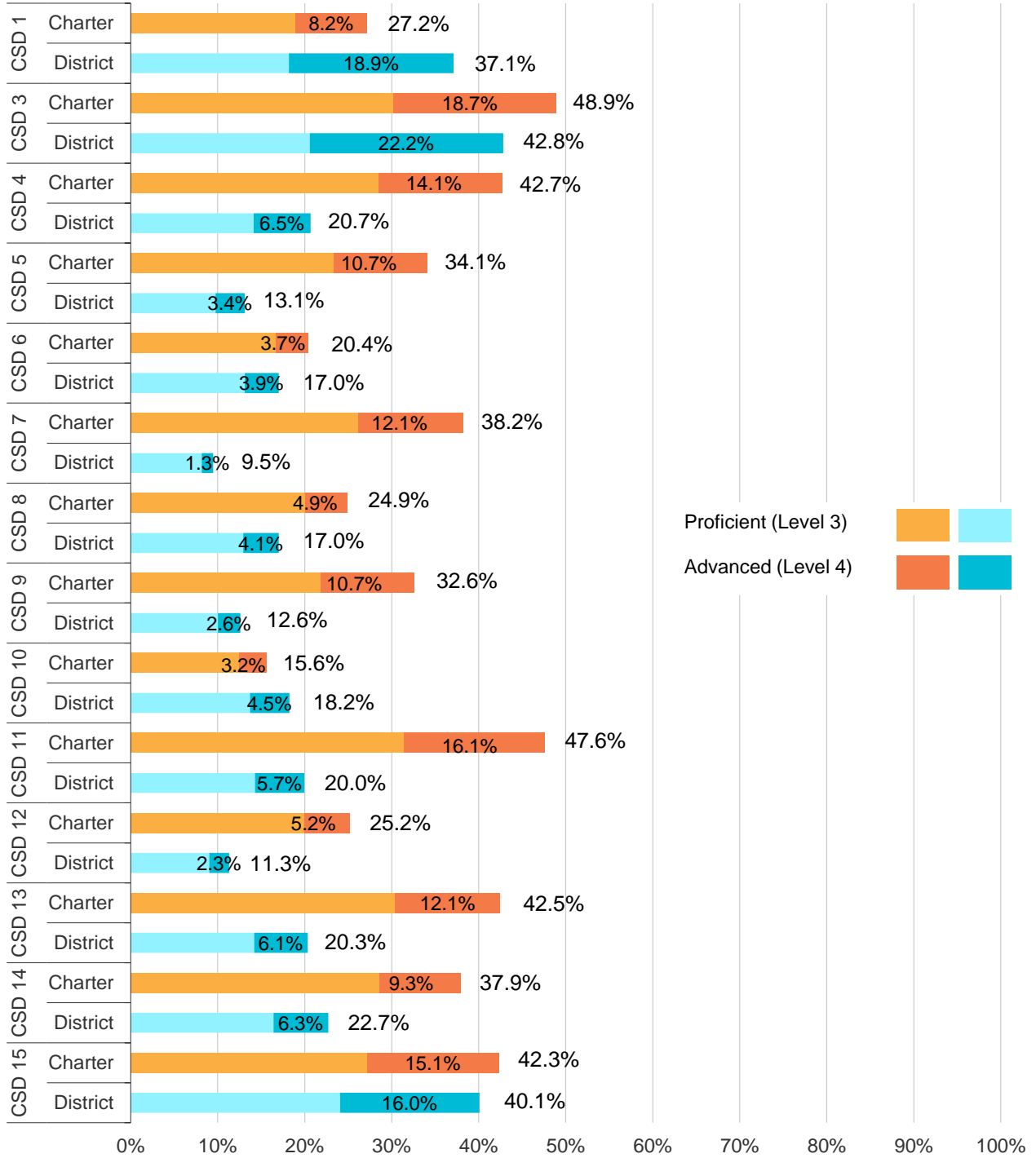


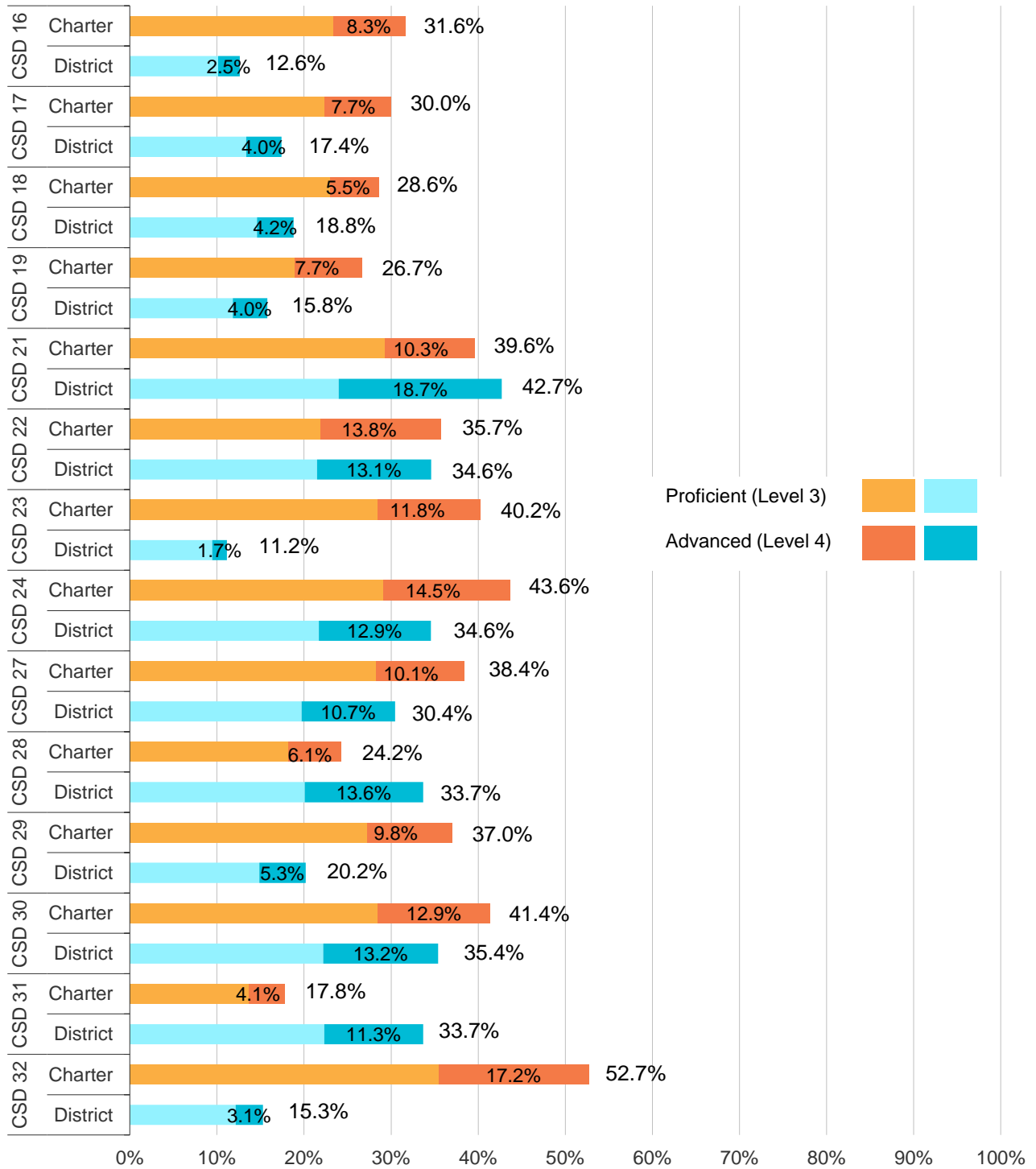
4b. Overall ELA Proficiency in Top 3 Charter Neighborhoods, NYC Charter and District Students (2013, Grades 3-8)



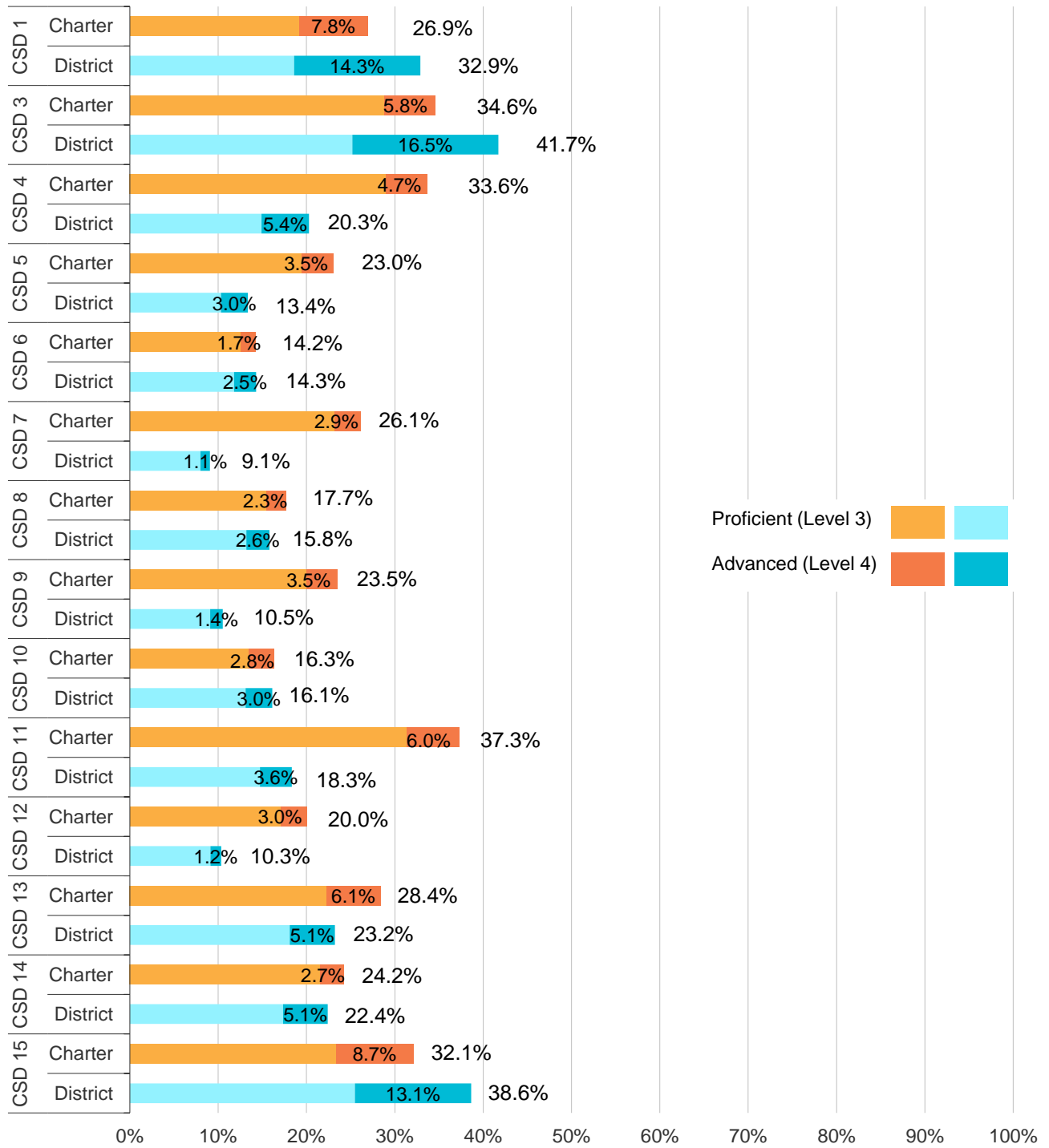
Note: Harlem is defined as CSD 4,5; C. Brooklyn 13, 14, 16, 17, 18, 19, 23, 32; S. Bronx 7, 8, 9.

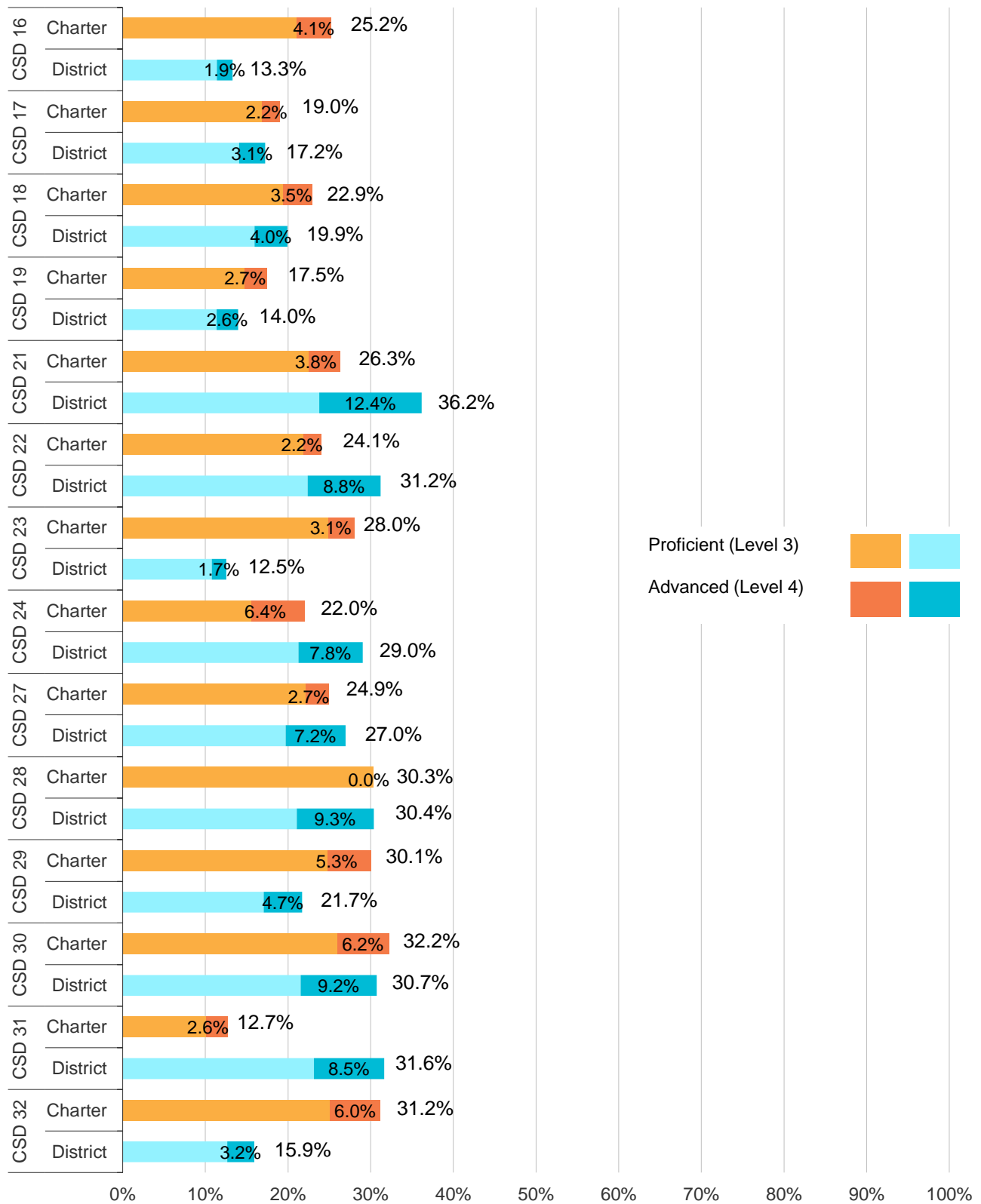
5a. Overall Math Proficiency in Community School Districts (CSD), NYC Charter and District Students (2013, Grades 3-8)



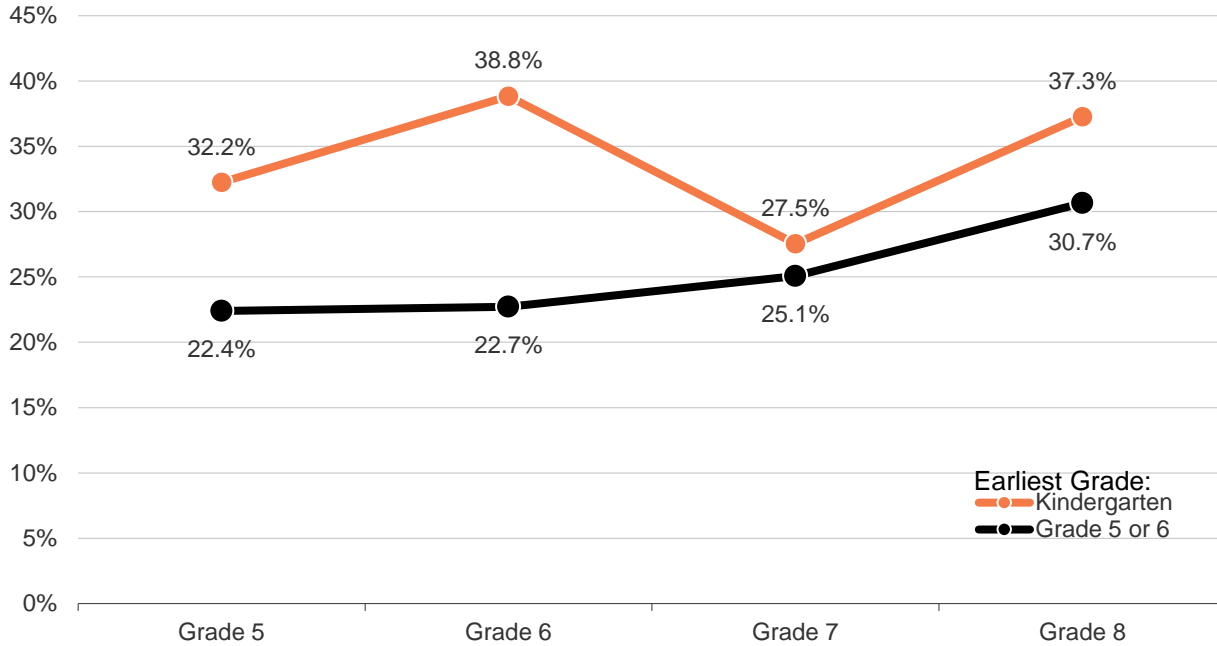


5b. Overall ELA Proficiency in Community School Districts (CSD), NYC Charter and District Students (2013, Grades 3-8)

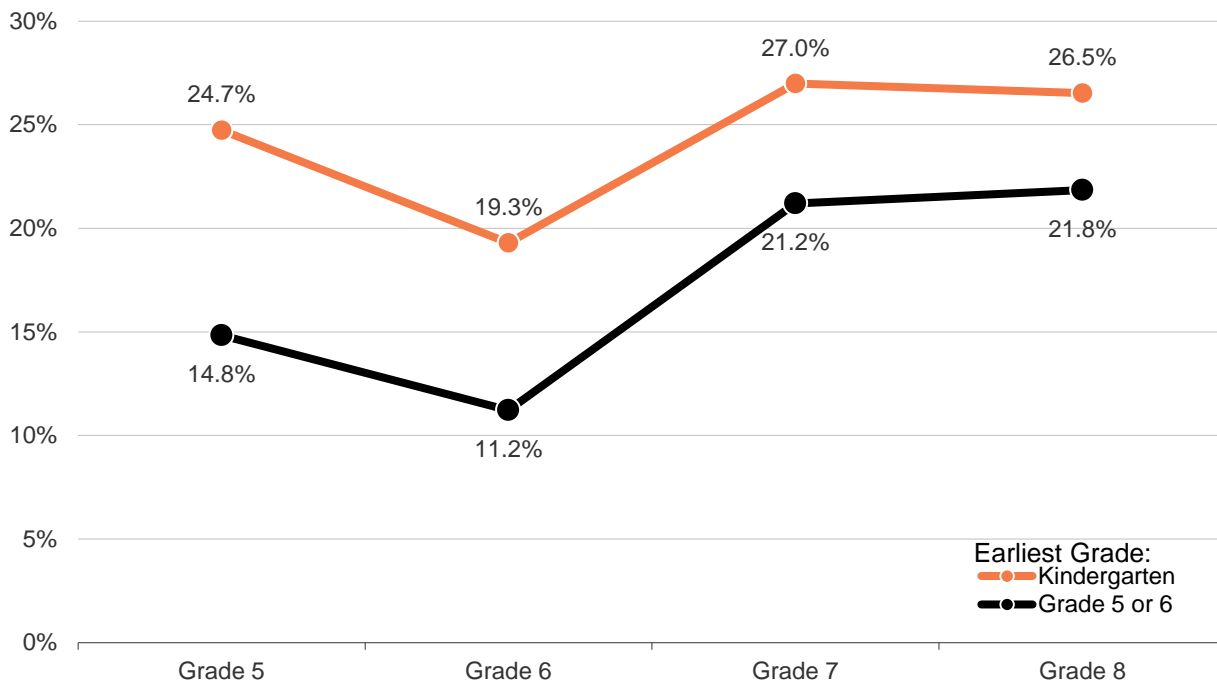




6a. Middle School Math Proficiency by Grade Level and School's Earliest Grade Level, NYC Charter Students



6b. Middle School ELA Proficiency by Grade Level and School's Earliest Grade Level, NYC Charter Students



7a. Grade 4 Math Proficiency, NYC Charter Schools (2013)

Charter School	Percent Proficient, Math (L3+L4)	Percent Advanced, Math (L4)
Harlem Success Academy Charter School 3	88.7%	45.2%
South Bronx Classical Charter School	84.1%	27.3%
Harlem Success Academy Charter School	83.8%	31.6%
Bronx Charter School for Excellence	82.1%	44.6%
Icahn Charter School 2	80.0%	25.7%
Harlem Success Academy Charter School 4	78.5%	34.2%
Hellenic Classical Charter School	78.3%	26.1%
Harlem Success Academy Charter School 2	74.4%	35.0%
Excellence Girls Charter School	73.2%	29.3%
Community Roots Charter School	70.0%	36.0%
Icahn Charter School 4	67.6%	45.9%
Explore Charter School, The	61.7%	13.3%
Achievement First Bushwick Charter School	57.7%	24.4%
PAVE Academy Charter School	57.1%	14.3%
Bronx Charter School for Better Learning	56.5%	14.5%
Explore Empower Charter School	55.9%	23.7%
Our World Neighborhood Charter School	53.8%	18.8%
Harriet Tubman Charter School	52.1%	16.4%
Harlem Link Charter School	51.9%	7.4%
Amber Charter School	51.7%	10.3%
Icahn Charter School 1	50.0%	22.5%
Harbor Science and Arts Charter School	50.0%	10.0%
Explore Excel Charter School	49.2%	13.1%
Girls Preparatory Charter School of New York	49.0%	9.8%
Achievement First Brownsville Charter School	48.7%	11.8%
Metropolitan Lighthouse Academy	47.8%	13.0%
Excellence Boys Charter School of Bedford Stuyvesant	47.8%	10.4%
Academic Leadership Charter School	46.7%	17.8%
Riverton Street Charter School	46.2%	15.4%
Peninsula Preparatory Academy Charter School	46.2%	17.3%
Grand Concourse Academy Charter School	43.2%	10.8%
Achievement First Crown Heights Charter School	42.9%	12.9%
Leadership Preparatory Bedford-Stuyvesant Charter School	41.6%	14.3%
Achievement First East New York Charter School	41.5%	11.0%
Brownsville Ascend Charter School	41.2%	9.4%
Bronx Charter School for the Arts	41.2%	7.8%
Community Partnership Charter School	40.4%	5.8%

Charter School	Percent Proficient, Math (L3+L4)	Percent Advanced, Math (L4)
New York French American Charter School	37.8%	10.8%
Voice Charter School of New York	37.3%	6.8%
South Bronx Charter School for International Cultures and the Arts	36.6%	7.3%
Girls Prep Charter School of The Bronx	35.6%	5.5%
Manhattan Charter School	35.1%	13.5%
Merrick Academy – Queens Public Charter School	34.7%	4.2%
Brooklyn Ascend Charter School	34.5%	9.2%
Icahn Charter School 3	34.4%	3.1%
Sisulu-Walker Charter School of Harlem	33.3%	0.0%
La Cima Charter School	32.8%	6.9%
Brooklyn Dreams Charter School	32.7%	1.9%
Growing Up Green Charter School	32.5%	8.8%
Brooklyn Charter School	29.3%	0.0%
Hebrew Language Academy Charter School	29.2%	2.8%
Harlem Prep Charter School	27.5%	9.8%
Mott Haven Academy Charter School	27.3%	9.1%
Bronx Academy of Promise Charter School	23.8%	1.6%
Beginning With Children Charter School	21.4%	4.8%
Bronx Charter School for Children, The	21.1%	4.2%
Bronx Global Learning Institute for Girls Charter School	20.5%	6.8%
DREAM Charter School	20.4%	6.1%
Future Leaders Institute Charter School	20.4%	4.1%
Harlem Children's Zone Promise Academy II Charter School	20.2%	1.2%
Leadership Prep Brownsville	20.0%	5.0%
Bronx Lighthouse Charter School	20.0%	4.4%
UFT Charter School	19.6%	4.3%
Renaissance Charter School	19.2%	3.8%
Bedford-Stuyvesant New Beginnings Charter School	18.8%	4.2%
Brooklyn Excelsior Charter School	18.8%	3.8%
Hyde Leadership Charter School Bronx	18.7%	2.7%
Bronx Community Charter School	18.4%	4.1%
Harlem Children's Zone Promise Academy Charter School	17.0%	3.4%
Brooklyn Scholars Charter School	16.9%	5.2%
Family Life Academy Charter School	11.5%	0.0%
New Hope Academy Charter School	10.2%	0.0%
Ethical Community Charter School	6.7%	0.0%

7b. Grade 4 ELA Proficiency, NYC Charter Schools (2013)

Charter School	Percent Proficient, ELA (L3+L4)	Percent Advanced, ELA (L4)
Bronx Charter School for Excellence	69.6%	19.6%
Icahn Charter School 2	68.6%	11.4%
Community Roots Charter School	68.0%	36.0%
South Bronx Classical Charter School	67.4%	23.3%
Icahn Charter School 4	56.8%	27.0%
Harlem Success Academy Charter School 3	56.5%	8.7%
Excellence Girls Charter School	56.1%	22.0%
Harlem Success Academy Charter School	54.7%	9.4%
Harlem Success Academy Charter School 4	53.2%	21.5%
Harlem Success Academy Charter School 2	53.0%	17.1%
Harbor Science and Arts Charter School	46.7%	6.7%
Achievement First Bushwick Charter School	46.2%	14.1%
Achievement First Brownsville Charter School	43.4%	2.6%
Harlem Prep Charter School	43.1%	9.8%
Hellenic Classical Charter School	41.3%	8.7%
Excellence Boys Charter School of Bedford Stuyvesant	40.3%	7.5%
Leadership Preparatory Bedford-Stuyvesant Charter School	40.3%	16.9%
Icahn Charter School 1	40.0%	10.0%
Bronx Charter School for Better Learning	35.5%	3.2%
Manhattan Charter School	35.1%	13.5%
Riverton Street Charter School	34.6%	9.6%
Harriet Tubman Charter School	34.2%	6.8%
New York French American Charter School	33.3%	11.1%
Brownsville Ascend Charter School	32.9%	3.5%
Grand Concourse Academy Charter School	32.4%	2.7%
Girls Preparatory Charter School of New York	31.4%	11.8%
Icahn Charter School 3	31.3%	9.4%
Academic Leadership Charter School	31.1%	4.4%
Beginning With Children Charter School	31.0%	7.1%
Explore Empower Charter School	30.5%	1.7%
Achievement First East New York Charter School	30.5%	6.1%
Our World Neighborhood Charter School	30.0%	7.5%
Achievement First Crown Heights Charter School	30.0%	4.3%
Bedford-Stuyvesant New Beginnings Charter School	29.2%	6.3%
Growing Up Green Charter School	27.2%	3.7%
Voice Charter School of New York	27.1%	1.7%

Charter School	Percent Proficient, ELA (L3+L4)	Percent Advanced, ELA (L4)
PAVE Academy Charter School	26.5%	4.1%
Brooklyn Ascend Charter School	26.4%	9.2%
Harlem Children's Zone Promise Academy Charter School	26.1%	6.8%
Metropolitan Lighthouse Academy	26.1%	10.9%
New Hope Academy Charter School	26.0%	6.0%
Bronx Charter School for the Arts	25.5%	3.9%
Bronx Global Learning Institute for Girls Charter School	25.0%	6.8%
Amber Charter School	24.1%	3.4%
Harlem Link Charter School	24.1%	0.0%
Girls Prep Charter School of The Bronx	23.3%	4.1%
Community Partnership Charter School	23.1%	0.0%
Leadership Prep Brownsville	22.5%	0.0%
Brooklyn Excelsior Charter School	22.5%	5.0%
Bronx Community Charter School	22.4%	4.1%
Future Leaders Institute Charter School	22.4%	6.1%
Merrick Academy – Queens Public Charter School	22.2%	6.9%
Bronx Academy of Promise Charter School	22.2%	4.8%
Peninsula Preparatory Academy Charter School	21.2%	5.8%
Sisulu-Walker Charter School of Harlem	20.8%	8.3%
Explore Excel Charter School	19.7%	3.3%
UFT Charter School	19.6%	1.1%
South Bronx Charter School for International Cultures & the Arts	19.5%	4.9%
Family Life Academy Charter School	19.2%	0.0%
DREAM Charter School	18.4%	2.0%
Mott Haven Academy Charter School	18.2%	0.0%
Brooklyn Dreams Charter School	17.3%	5.8%
Brooklyn Charter School	17.1%	0.0%
Explore Charter School, The	16.7%	3.3%
Ethical Community Charter School	15.6%	2.2%
Renaissance Charter School	15.4%	7.7%
Bronx Charter School for Children, The	14.1%	1.4%
Hebrew Language Academy Charter School	13.9%	1.4%
La Cima Charter School	13.8%	5.2%
Harlem Children's Zone Promise Academy II Charter School	11.9%	1.2%
Brooklyn Scholars Charter School	10.3%	2.6%
Bronx Lighthouse Charter School	8.9%	0.0%
Hyde Leadership Charter School Bronx	8.0%	0.0%

7c. Grade 8 Math Proficiency, NYC Charter Schools (2013)

Charter School	Percent Proficient, Math (L3+L4)	Percent Advanced, Math (L4)
Williamsburg Collegiate Charter School	82.4%	25.0%
Achievement First Endeavor Charter School	80.3%	15.5%
Achievement First Bushwick Charter School	80.3%	32.9%
Achievement First East New York Charter School	66.2%	21.5%
Achievement First Crown Heights Charter School	60.9%	17.4%
Brooklyn Prospect Charter School	58.7%	15.4%
Brownsville Collegiate Charter School	57.9%	7.9%
KIPP Infinity Charter School	57.6%	18.2%
Excellence Boys Charter School of Bedford Stuyvesant	56.5%	13.0%
KIPP Academy Charter School	56.5%	27.4%
Coney Island Preparatory Charter School	53.7%	15.9%
Hellenic Classical Charter School	52.0%	20.0%
Harbor Science and Arts Charter School	50.0%	3.3%
Icahn Charter School 1	46.7%	13.3%
Equity Project Charter School, The	43.4%	8.5%
Harlem Village Academy Leadership Charter School	43.3%	3.0%
Girls Preparatory Charter School of New York	42.6%	17.0%
Bedford-Stuyvesant Collegiate Charter School	41.5%	7.5%
Renaissance Charter School	40.7%	18.5%
Our World Neighborhood Charter School	39.4%	7.0%
KIPP Always Mentally Prepared Charter School	38.2%	7.3%
Bronx Charter School for Excellence	36.7%	8.2%
Kings Collegiate Charter School	35.4%	10.8%
Fahari Academy Charter School	33.3%	0.0%
Democracy Preparatory Charter School	33.0%	0.9%
Harlem Children's Zone Promise Academy Charter School	30.9%	5.9%
Democracy Prep Harlem Charter School	30.6%	7.4%
Harlem Children's Zone Promise Academy II Charter School	28.1%	3.1%
KIPP S.T.A.R. College Preparatory Charter School	27.9%	8.2%
Family Life Academy Charter School	27.5%	5.0%
Harlem Village Academy Charter School	27.4%	0.0%
Beginning With Children Charter School	21.7%	2.2%
Harriet Tubman Charter School	21.5%	0.0%
New Heights Academy Charter School	20.4%	3.2%
Hyde Leadership Charter School Bronx	20.3%	1.4%
Explore Charter School, The	20.0%	7.5%

Charter School	Percent Proficient, Math (L3+L4)	Percent Advanced, Math (L4)
Equality Charter School, The	19.2%	3.8%
Bronx Lighthouse Charter School	19.2%	0.0%
Bronx Preparatory Charter School	18.9%	0.0%
New World Preparatory Charter School	18.2%	5.7%
Summit Academy Charter School	18.1%	4.2%
John W. Lavelle Preparatory Charter School	15.9%	4.3%
Brooklyn Excelsior Charter School	8.0%	0.0%
Community Partnership Charter School	7.7%	0.0%
Innovate Manhattan Charter School	6.1%	2.0%
St. HOPE Leadership Academy Charter School	6.0%	0.0%
Dr. Richard Izquierdo Health and Science Charter School	4.9%	1.2%
UFT Charter School	3.9%	0.0%
Opportunity Charter School, The	3.3%	1.6%
Future Leaders Institute Charter School	2.9%	0.0%

7d. Grade 8 ELA Proficiency, NYC Charter Schools (2013)

Charter School	Percent Proficient, ELA (L3+L4)	Percent Advanced, ELA (L4)
Brooklyn Prospect Charter School	53.4%	22.3%
Harbor Science and Arts Charter School	50.0%	10.0%
Coney Island Preparatory Charter School	43.9%	8.5%
Achievement First Crown Heights Charter School	39.7%	4.4%
Our World Neighborhood Charter School	39.4%	11.3%
Excellence Boys Charter School of Bedford Stuyvesant	39.1%	26.1%
Williamsburg Collegiate Charter School	38.2%	4.4%
Harlem Village Academy Leadership Charter School	37.3%	7.5%
Renaissance Charter School	37.0%	5.6%
Kings Collegiate Charter School	36.9%	9.2%
Achievement First East New York Charter School	36.9%	9.2%
KIPP S.T.A.R. College Preparatory Charter School	34.4%	3.3%
KIPP Academy Charter School	33.9%	6.5%
Bronx Charter School for Excellence	32.7%	8.2%
Democracy Prep Harlem Charter School	32.4%	7.4%
Hellenic Classical Charter School	32.0%	0.0%
Community Partnership Charter School	30.8%	11.5%
Achievement First Bushwick Charter School	29.3%	5.3%
Brownsville Collegiate Charter School	28.9%	5.3%
Bronx Lighthouse Charter School	28.8%	1.9%
KIPP Infinity Charter School	28.8%	3.0%
Beginning With Children Charter School	28.3%	4.3%
Family Life Academy Charter School	27.5%	2.5%
Explore Charter School, The	27.5%	7.5%
Harlem Children's Zone Promise Academy Charter School	26.9%	4.5%
Girls Preparatory Charter School of New York	25.5%	10.6%
Achievement First Endeavor Charter School	22.5%	0.0%
KIPP Always Mentally Prepared Charter School	21.8%	1.8%
Harlem Village Academy Charter School	21.0%	3.2%
Bedford-Stuyvesant Collegiate Charter School	20.8%	7.5%
Fahari Academy Charter School	19.6%	0.0%
Equity Project Charter School, The	18.9%	1.9%
John W. Lavelle Preparatory Charter School	18.6%	2.9%
Democracy Preparatory Charter School	17.4%	2.8%
Brooklyn Excelsior Charter School	17.2%	1.1%
Icahn Charter School 1	16.7%	0.0%

Charter School	Percent Proficient, ELA (L3+L4)	Percent Advanced, ELA (L4)
Summit Academy Charter School	15.3%	5.6%
Harlem Children's Zone Promise Academy II Charter School	15.2%	0.0%
Hyde Leadership Charter School Bronx	14.9%	2.7%
New World Preparatory Charter School	14.8%	3.4%
Future Leaders Institute Charter School	14.7%	0.0%
Innovate Manhattan Charter School	14.3%	2.0%
Bronx Preparatory Charter School	10.8%	0.9%
New Heights Academy Charter School	10.6%	3.2%
Dr. Richard Izquierdo Health and Science Charter School	9.8%	2.4%
Harriet Tubman Charter School	9.4%	3.1%
St. HOPE Leadership Academy Charter School	8.0%	2.0%
Opportunity Charter School, The	7.9%	0.0%
Equality Charter School, The	7.8%	0.0%
UFT Charter School	2.9%	0.0%

8a. Overall Math Proficiency, NYC Charter Schools (2013, All Grades)

Charter School	Percent Proficient, Math (L3+L4)	Percent Advanced, Math (L4)	Students Tested
Bronx Success Academy 2	96.9%	62.9%	97
Bronx Success Academy	89.9%	50.6%	89
Harlem Success Academy Charter School 5	87.5%	45.0%	80
Harlem Success Academy Charter School 4	83.2%	37.5%	208
Harlem Success Academy Charter School 3	82.4%	40.9%	313
Leadership Preparatory Ocean Hill Charter School	80.0%	49.1%	55
Harlem Success Academy Charter School	79.3%	34.7%	444
Harlem Success Academy Charter School 2	76.2%	36.7%	311
Icahn Charter School 2	71.8%	24.5%	163
Excellence Girls Charter School	67.8%	28.8%	118
Icahn Charter School 5	66.7%	22.2%	36
Williamsburg Collegiate Charter School	66.1%	20.0%	310
South Bronx Classical Charter School	64.7%	15.1%	139
Icahn Charter School 4	63.6%	29.1%	110
PAVE Academy Charter School	58.1%	21.7%	129
Icahn Charter School 1	57.7%	19.2%	208
Achievement First Bushwick Charter School	56.7%	19.1%	508
Bronx Charter School for Excellence	52.3%	19.5%	323
Grand Concourse Academy Charter School	50.7%	12.0%	142
Metropolitan Lighthouse Academy	50.0%	14.1%	92
Leadership Preparatory Bedford-Stuyvesant Charter School	49.8%	17.7%	265
Academic Leadership Charter School	48.9%	16.1%	137
Brooklyn Prospect Charter School	48.4%	18.4%	310
Achievement First East New York Charter School	47.9%	16.5%	449
KIPP Infinity Charter School	47.3%	14.6%	328
Excellence Boys Charter School of Bedford Stuyvesant	46.9%	14.3%	273
Community Roots Charter School	46.8%	20.2%	203
Our World Neighborhood Charter School	46.6%	15.2%	468
Brooklyn East Collegiate Charter School	45.6%	13.6%	206
Voice Charter School of New York	45.0%	13.4%	149
Riverton Street Charter School	44.3%	17.5%	183
Bronx Charter School for Better Learning	44.2%	9.9%	181
Explore Charter School, The	44.0%	11.3%	336
Hellenic Classical Charter School	44.0%	16.1%	273
Central Queens Academy	43.6%	14.5%	110
KIPP Academy Charter School	43.4%	13.7%	343

Charter School	Percent Proficient, Math (L3+L4)	Percent Advanced, Math (L4)	Students Tested
Explore Excel Charter School	42.5%	9.2%	120
Achievement First Crown Heights Charter School	42.2%	12.6%	469
Achievement First Endeavor Charter School	42.1%	7.3%	328
Amber Charter School	41.2%	8.0%	187
Ocean Hill Collegiate	41.0%	11.5%	200
Brooklyn Charter School	40.9%	7.3%	110
Bedford-Stuyvesant Collegiate Charter School	40.4%	8.5%	270
Icahn Charter School 3	40.0%	17.7%	130
Challenge Prep Charter School	39.8%	8.6%	93
Brownsville Collegiate Charter School	39.7%	10.1%	277
Coney Island Preparatory Charter School	39.6%	10.3%	341
Brownsville Ascend Charter School	39.3%	12.6%	183
Explore Exceed Charter School	38.6%	8.8%	57
Renaissance Charter School	37.9%	12.9%	264
Peninsula Preparatory Academy Charter School	37.6%	10.9%	165
Achievement First Brownsville Charter School	37.1%	6.7%	240
Kings Collegiate Charter School	36.9%	8.4%	287
Explore Empower Charter School	36.5%	10.1%	178
Achievement First Apollo Charter School	35.9%	7.8%	64
Manhattan Charter School	35.9%	11.1%	117
Hebrew Language Academy Charter School	35.9%	15.2%	145
Brooklyn Dreams Charter School	35.6%	12.8%	180
Girls Preparatory Charter School of New York	35.5%	11.3%	318
Harbor Science and Arts Charter School	35.3%	7.1%	170
Harlem Children's Zone Promise Academy II Charter School	34.8%	10.9%	359
Harlem Village Academy Leadership Charter School	33.7%	5.1%	297
Bronx Global Learning Institute for Girls Charter School	33.1%	7.7%	130
Democracy Prep Endeavor	32.1%	11.9%	109
Girls Prep Charter School of The Bronx	32.0%	5.4%	147
Merrick Academy – Queens Public Charter School	31.4%	3.8%	236
Bronx Charter School for the Arts	31.1%	4.7%	148
KIPP NYC Washington Heights	31.0%	1.0%	100
New York French American Charter School	30.6%	9.7%	62
Community Partnership Charter School	30.3%	5.2%	271
Harlem Village Academy Charter School	30.1%	5.2%	286
Bushwick Ascend Charter School	30.0%	6.7%	90
Harriet Tubman Charter School	29.9%	9.9%	415
Hyde Leadership Charter School Brooklyn	29.7%	4.7%	64

Charter School	Percent Proficient, Math (L3+L4)	Percent Advanced, Math (L4)	Students Tested
Harlem Link Charter School	29.0%	2.8%	145
Growing Up Green Charter School	28.6%	5.6%	161
Harlem Children's Zone Promise Academy Charter School	28.1%	6.7%	494
Sisulu-Walker Charter School of Harlem	27.4%	1.2%	84
Leadership Prep Brownsville	26.8%	7.2%	97
Bedford-Stuyvesant New Beginnings Charter School	26.6%	5.0%	139
Democracy Preparatory Charter School	26.0%	3.4%	327
Bronx Academy of Promise Charter School	24.9%	3.4%	237
Rochdale Early Advantage Charter School	24.2%	6.1%	33
Brooklyn Ascend Charter School	23.3%	3.7%	347
South Bronx Charter School for International Cultures and the Arts	23.3%	3.0%	133
KIPP S.T.A.R. College Preparatory Charter School	23.3%	5.9%	305
Equity Project Charter School, The	23.3%	4.7%	473
La Cima Charter School	23.2%	2.6%	151
Bronx Charter School for Children, The	23.0%	2.9%	204
Brooklyn Scholars Charter School	22.8%	4.7%	254
Harlem Prep Charter School	22.6%	5.3%	266
DREAM Charter School	22.3%	7.2%	139
Bronx Lighthouse Charter School	22.2%	3.8%	342
Bronx Community Charter School	21.8%	4.8%	147
Mott Haven Academy Charter School	21.1%	4.9%	123
Family Life Academy Charter School	20.4%	3.1%	289
Cultural Arts Academy Charter School at Spring Creek	20.0%	4.6%	65
John W. Lavelle Preparatory Charter School	19.8%	4.8%	273
Brooklyn Excelsior Charter School	19.3%	4.1%	491
Imagine Me Leadership Academy Charter School	19.1%	0.0%	47
Summit Academy Charter School	18.8%	3.8%	186
Democracy Prep Harlem Charter School	18.2%	3.9%	330
Invictus Prep	18.1%	5.8%	171
Future Leaders Institute Charter School	18.1%	3.1%	254
New Heights Academy Charter School	18.1%	2.9%	382
New World Preparatory Charter School	16.8%	4.3%	279
Equality Charter School, The	16.2%	3.4%	234
Bronx Preparatory Charter School	15.9%	2.8%	358
Inwood Academy for Leadership Charter School	15.7%	3.9%	331
Hyde Leadership Charter School Bronx	15.6%	2.9%	455
Ethical Community Charter School	15.5%	1.9%	103
KIPP Always Mentally Prepared Charter School	15.0%	2.2%	319

Charter School	Percent Proficient, Math (L3+L4)	Percent Advanced, Math (L4)	Students Tested
Beginning With Children Charter School	15.0%	1.4%	294
Staten Island Community Charter School	13.0%	0.0%	54
UFT Charter School	12.6%	3.4%	533
St. HOPE Leadership Academy Charter School	12.1%	2.1%	290
New Hope Academy Charter School	12.0%	0.0%	100
Fahari Academy Charter School	10.6%	1.4%	293
Mott Hall Charter School	9.3%	3.7%	107
Tech International Charter School	8.9%	1.5%	135
Lefferts Gardens Charter School	8.2%	1.4%	73
Innovate Manhattan Charter School	5.8%	0.6%	172
Dr. Richard Izquierdo Health and Science Charter School	5.7%	1.3%	230
Opportunity Charter School, The	4.9%	1.1%	185
Launch Expeditionary Learning	4.8%	1.0%	105

8b. Overall ELA Proficiency, NYC Charter Schools (2013, All Grades)

Charter School	Percent Proficient, ELA (L3+L4)	Percent Advanced, ELA (L4)	Students Tested
Bronx Success Academy 2	77.3%	10.3%	97
Bronx Success Academy	67.4%	4.5%	89
Harlem Success Academy Charter School 5	63.8%	6.3%	80
Leadership Preparatory Ocean Hill Charter School	61.8%	5.5%	55
Icahn Charter School 2	58.9%	9.2%	163
Harlem Success Academy Charter School 3	56.9%	6.1%	313
Harlem Success Academy Charter School	56.0%	8.1%	443
Excellence Girls Charter School	55.9%	9.3%	118
Harlem Success Academy Charter School 2	55.6%	12.5%	311
Harlem Success Academy Charter School 4	55.3%	13.9%	208
South Bronx Classical Charter School	54.8%	11.1%	135
Icahn Charter School 5	47.2%	2.8%	36
Brooklyn Prospect Charter School	45.8%	17.2%	308
Icahn Charter School 4	45.4%	10.2%	108
Bronx Charter School for Excellence	44.9%	9.3%	323
Community Roots Charter School	43.8%	15.4%	201
Harbor Science and Arts Charter School	40.8%	7.7%	169
Leadership Preparatory Bedford-Stuyvesant Charter School	40.2%	9.4%	266
Bushwick Ascend Charter School	37.8%	5.6%	90
Excellence Boys Charter School of Bedford Stuyvesant	37.4%	8.1%	273
Achievement First Brownsville Charter School	37.1%	4.6%	240
Our World Neighborhood Charter School	36.9%	9.2%	469
Riverton Street Charter School	36.6%	6.6%	183
Achievement First Apollo Charter School	35.9%	4.7%	64
Icahn Charter School 1	34.8%	5.3%	207
Hellenic Classical Charter School	34.1%	5.5%	273
Bronx Charter School for Better Learning	33.7%	2.8%	181
Girls Preparatory Charter School of New York	33.6%	10.7%	318
Grand Concourse Academy Charter School	33.1%	2.1%	142
Challenge Prep Charter School	31.2%	3.2%	93
Williamsburg Collegiate Charter School	31.0%	4.2%	310
Bedford-Stuyvesant New Beginnings Charter School	30.4%	2.9%	138
Rochdale Early Advantage Charter School	30.3%	0.0%	33
Achievement First Bushwick Charter School	30.0%	6.1%	507
Voice Charter School of New York	29.5%	4.7%	149
Achievement First Crown Heights Charter School	29.3%	3.6%	468

Charter School	Percent Proficient, ELA (L3+L4)	Percent Advanced, ELA (L4)	Students Tested
Hebrew Language Academy Charter School	29.0%	1.4%	145
Leadership Prep Brownsville	28.9%	0.0%	97
New Hope Academy Charter School	28.7%	3.0%	101
Manhattan Charter School	28.4%	8.6%	116
Metropolitan Lighthouse Academy	28.3%	5.4%	92
Renaissance Charter School	28.0%	4.5%	264
Achievement First East New York Charter School	27.8%	5.3%	450
Growing Up Green Charter School	27.8%	1.9%	162
New York French American Charter School	27.6%	6.9%	58
South Bronx Charter School for Int'l Cultures and the Arts	27.3%	2.3%	132
KIPP NYC Washington Heights	27.0%	3.0%	100
Icahn Charter School 3	26.9%	5.4%	130
KIPP Academy Charter School	26.8%	5.0%	343
Girls Prep Charter School of The Bronx	26.5%	2.7%	147
Coney Island Preparatory Charter School	26.3%	3.8%	342
Harlem Village Academy Leadership Charter School	25.9%	5.4%	297
Amber Charter School	25.7%	3.2%	187
Brooklyn Charter School	25.5%	0.0%	110
Kings Collegiate Charter School	25.4%	5.2%	287
Harlem Children's Zone Promise Academy II Charter School	25.2%	1.7%	361
Merrick Academy – Queens Public Charter School	25.0%	4.2%	236
Brownsville Ascend Charter School	24.6%	1.6%	183
KIPP Infinity Charter School	24.4%	2.4%	328
Ocean Hill Collegiate	24.0%	3.5%	200
Bronx Global Learning Institute for Girls Charter School	23.8%	3.8%	130
Community Partnership Charter School	23.6%	3.3%	271
Harlem Prep Charter School	23.3%	3.0%	266
Academic Leadership Charter School	23.2%	2.2%	138
Family Life Academy Charter School	23.2%	1.7%	289
Cultural Arts Academy Charter School at Spring Creek	23.1%	1.5%	65
Explore Charter School, The	22.0%	2.7%	336
Central Queens Academy	22.0%	6.4%	109
Brooklyn Ascend Charter School	21.9%	3.2%	347
Brooklyn East Collegiate Charter School	21.8%	4.4%	206
Harlem Children's Zone Promise Academy Charter School	21.7%	3.4%	494
Peninsula Preparatory Academy Charter School	21.3%	2.4%	164
Bedford-Stuyvesant Collegiate Charter School	21.3%	3.3%	272
Bronx Community Charter School	21.1%	2.0%	147

Charter School	Percent Proficient, ELA (L3+L4)	Percent Advanced, ELA (L4)	Students Tested
PAVE Academy Charter School	20.9%	3.1%	129
Bronx Charter School for the Arts	20.3%	2.7%	148
Brooklyn Dreams Charter School	20.1%	2.8%	179
Explore Empower Charter School	19.8%	0.6%	177
Brooklyn Excelsior Charter School	19.8%	3.1%	491
DREAM Charter School	19.4%	1.4%	139
Bronx Academy of Promise Charter School	19.4%	4.2%	237
Explore Exceed Charter School	19.3%	0.0%	57
Beginning With Children Charter School	19.0%	2.7%	294
Brownsville Collegiate Charter School	18.4%	3.2%	277
Democracy Preparatory Charter School	18.4%	2.8%	326
KIPP S.T.A.R. College Preparatory Charter School	18.4%	4.3%	305
Sisulu-Walker Charter School of Harlem	17.9%	3.6%	84
Bronx Charter School for Children, The	17.6%	0.5%	204
Ethical Community Charter School	17.5%	1.0%	103
Harriet Tubman Charter School	17.4%	2.7%	414
Achievement First Endeavor Charter School	17.4%	1.2%	328
Harlem Link Charter School	17.2%	0.0%	145
Future Leaders Institute Charter School	16.9%	2.4%	254
Brooklyn Scholars Charter School	16.9%	1.6%	255
Democracy Prep Harlem Charter School	16.1%	2.4%	330
Inwood Academy for Leadership Charter School	15.2%	1.8%	329
Explore Excel Charter School	15.0%	1.7%	120
Bronx Lighthouse Charter School	14.6%	1.2%	342
Equity Project Charter School, The	14.2%	1.5%	473
KIPP Always Mentally Prepared Charter School	14.1%	2.5%	320
Summit Academy Charter School	14.1%	3.2%	185
Invictus Prep	14.0%	3.5%	171
Innovate Manhattan Charter School	13.5%	1.8%	171
La Cima Charter School	13.2%	2.0%	151
John W. Lavelle Preparatory Charter School	13.1%	1.8%	274
Mott Haven Academy Charter School	13.0%	0.8%	123
New World Preparatory Charter School	12.9%	3.9%	279
Harlem Village Academy Charter School	12.6%	1.4%	286
Bronx Preparatory Charter School	12.6%	2.2%	358
Hyde Leadership Charter School Bronx	11.9%	1.3%	453
Tech International Charter School	11.1%	3.7%	135
Hyde Leadership Charter School Brooklyn	10.9%	0.0%	64

Charter School	Percent Proficient, ELA (L3+L4)	Percent Advanced, ELA (L4)	Students Tested
New Heights Academy Charter School	10.2%	1.6%	383
UFT Charter School	9.7%	1.1%	535
Staten Island Community Charter School (Staten Island)	9.3%	0.0%	54
Democracy Prep Endeavor	9.2%	0.0%	109
Equality Charter School, The	9.1%	0.0%	231
Lefferts Gardens Charter School	8.2%	0.0%	73
Dr. Richard Izquierdo Health and Science Charter School	7.8%	0.9%	232
Fahari Academy Charter School	7.5%	1.0%	308
St. HOPE Leadership Academy Charter School	7.3%	1.0%	289
Mott Hall Charter School	6.5%	3.7%	107
Imagine Me Leadership Academy Charter School	6.4%	0.0%	47
Opportunity Charter School, The	5.9%	1.1%	187
Launch Expeditionary Learning	4.8%	0.0%	105

9a. Smallest and Largest Changes in Grade 4 Math Scale Scores, NYC Charter Schools (2012, 2013)

Charter Schools with Smallest Decreases		Mean Scale Scores		
		2011-12	2012-13	Change
1	Harriet Tubman Charter School	680	313	-367
2	Explore Empower Charter School	683	315	-368
3	Community Roots Charter School	694	324	-370
4	Mott Haven Academy Charter School	665	295	-370
5	Bronx Charter School for the Arts	678	307	-371
6	Brooklyn Dreams Charter School	679	303	-376
7	Bronx Charter School for Better Learning	694	316	-378
8	Our World Neighborhood Charter School	692	313	-379
9	Bronx Community Charter School	673	294	-379
10	Achievement First Bushwick Charter School	698	319	-379

Charter Schools with Largest Decreases		Mean Scale Scores		
		2011-12	2012-13	Change
1	Brooklyn Excelsior Charter School	704	290	-414
2	Harlem Children's Zone Promise Academy II CS	704	291	-413
3	Bedford-Stuyvesant New Beginnings Charter School	698	291	-407
4	Brooklyn Scholars Charter School	698	291	-407
5	Renaissance Charter School	693	289	-404
6	Leadership Preparatory Bedford-Stuyvesant Charter School	710	308	-402
7	Brooklyn Ascend Charter School	699	299	-400
8	Harlem Success Academy Charter School 2	728	328	-400
9	Brooklyn Charter School	700	301	-399
10	Harlem Children's Zone Promise Academy CS	689	290	-399

9b. Smallest and Largest Changes in Grade 4 ELA Scale Scores, NYC Charter Schools (2012, 2013)

Charter Schools with Smallest Decreases		Mean Scale Scores		
		2011-12	2012-13	Change
1	Community Roots Charter School	683	327	-356
2	Mott Haven Academy Charter School	652	294	-358
3	Harriet Tubman Charter School	668	307	-361
4	Explore Empower Charter School	664	302	-362
5	Future Leaders Institute Charter School	660	297	-363
6	Bronx Charter School for Excellence	692	328	-364
7	Achievement First East New York Charter School	673	309	-364
8	Bronx Community Charter School	663	298	-365
9	Harlem Link Charter School	672	306	-366
10	South Bronx Classical Charter School	693	327	-366

Charter Schools with Largest Decreases		Mean Scale Scores		
		2011-12	2012-13	Change
1	Harlem Children's Zone Promise Academy II CS	683	288	-395
2	Brooklyn Scholars Charter School	678	286	-392
3	DREAM Charter School	674	284	-390
4	Brooklyn Excelsior Charter School	682	296	-386
5	Voice Charter School of New York	683	298	-385
6	Icahn Charter School 1	695	313	-382
7	La Cima Charter School	673	291	-382
8	Harlem Success Academy Charter School 3	703	322	-381
9	Renaissance Charter School	680	299	-381
10	PAVE Academy Charter School	681	300	-381

9c. Smallest and Largest Changes in Grade 8 Math Scale Scores, NYC Charter Schools (2012, 2013)

Charter Schools with Smallest Decreases		Mean Scale Scores		
		2011-12	2012-13	Change
1	Harbor Science and Arts Charter School	671	320	-351
2	Brooklyn Prospect Charter School	683	323	-360
3	KIPP Infinity Charter School	689	322	-367
4	Achievement First Endeavor Charter School	702	334	-368
5	Brownsville Collegiate Charter School	691	323	-368
6	Achievement First Bushwick Charter School	706	337	-369
7	Hellenic Classical Charter School	691	322	-369
8	Renaissance Charter School	683	313	-370
9	Bronx Lighthouse Charter School	673	302	-371
10	Bronx Preparatory Charter School	677	304	-373

Charter Schools with Largest Decreases		Mean Scale Scores		
		2011-12	2012-13	Change
1	St. HOPE Leadership Academy Charter School	678	286	-392
2	Bedford-Stuyvesant Collegiate Charter School	708	316	-392
3	Family Life Academy Charter School	697	307	-390
4	Equality Charter School, The	691	304	-387
5	Brooklyn Excelsior Charter School	679	292	-387
6	Future Leaders Institute Charter School	670	283	-387
7	Excellence Boys Charter School of Bedford Stuyvesant	713	326	-387
8	Kings Collegiate Charter School	703	317	-386
9	Explore Charter School, The	690	305	-385
10	Harriet Tubman Charter School	683	298	-385

9d. Smallest and Largest Changes in Grade 8 ELA Scale Scores, NYC Charter Schools (2012, 2013)

Charter Schools with Smallest Decreases		Mean Scale Scores		
		2011-12	2012-13	Change
1	Harbor Science and Arts Charter School	655	313	-342
2	Brooklyn Prospect Charter School	663	316	-347
3	Brownsville Collegiate Charter School	655	307	-348
4	Harlem Children's Zone Promise Academy CS	650	300	-350
5	Excellence Boys Charter School of Bedford Stuyvesant	663	312	-351
6	Kings Collegiate Charter School	659	308	-351
7	KIPP S.T.A.R. College Preparatory Charter School	654	303	-351
8	Renaissance Charter School	656	304	-352
9	Harlem Village Academy Leadership Charter School	661	309	-352
10	Bronx Lighthouse Charter School	654	302	-352

Charter Schools with Largest Decreases		Mean Scale Scores		
		2011-12	2012-13	Change
1	Opportunity Charter School, The	635	265	-370
2	Equality Charter School, The	652	283	-369
3	St. HOPE Leadership Academy Charter School	648	279	-369
4	John W. Lavelle Preparatory Charter School	658	289	-369
5	UFT Charter School	645	277	-368
6	Hyde Leadership Charter School Bronx	658	291	-367
7	Icahn Charter School 1	663	298	-365
8	KIPP Always Mentally Prepared Charter School	659	295	-364
9	Harlem Village Academy Charter School	661	297	-364
10	Harriet Tubman Charter School	652	289	-363

9e. Smallest and Largest Changes in Overall Math Proficiency, NYC Charter Schools (2012, 2013)

Charter Schools with Smallest Decreases		% Proficient		
		2011-12	2012-13	Change
1	Metropolitan Lighthouse Academy	53.3%	50.0%	-3.3%
2	Excellence Girls Charter School	76.0%	67.8%	-8.2%
3	Opportunity Charter School, The	15.1%	4.9%	-10.3%
4	New York French American Charter School	42.9%	30.6%	-12.2%
5	Harlem Success Academy Charter School 3	95.2%	82.4%	-12.8%
6	Harlem Success Academy Charter School 4	97.9%	83.2%	-14.7%
7	Harlem Success Academy Charter School	96.4%	79.3%	-17.1%
8	New World Preparatory Charter School	35.9%	16.8%	-19.0%
9	Brooklyn Dreams Charter School	55.3%	35.6%	-19.8%
10	Explore Excel Charter School	62.7%	42.5%	-20.2%

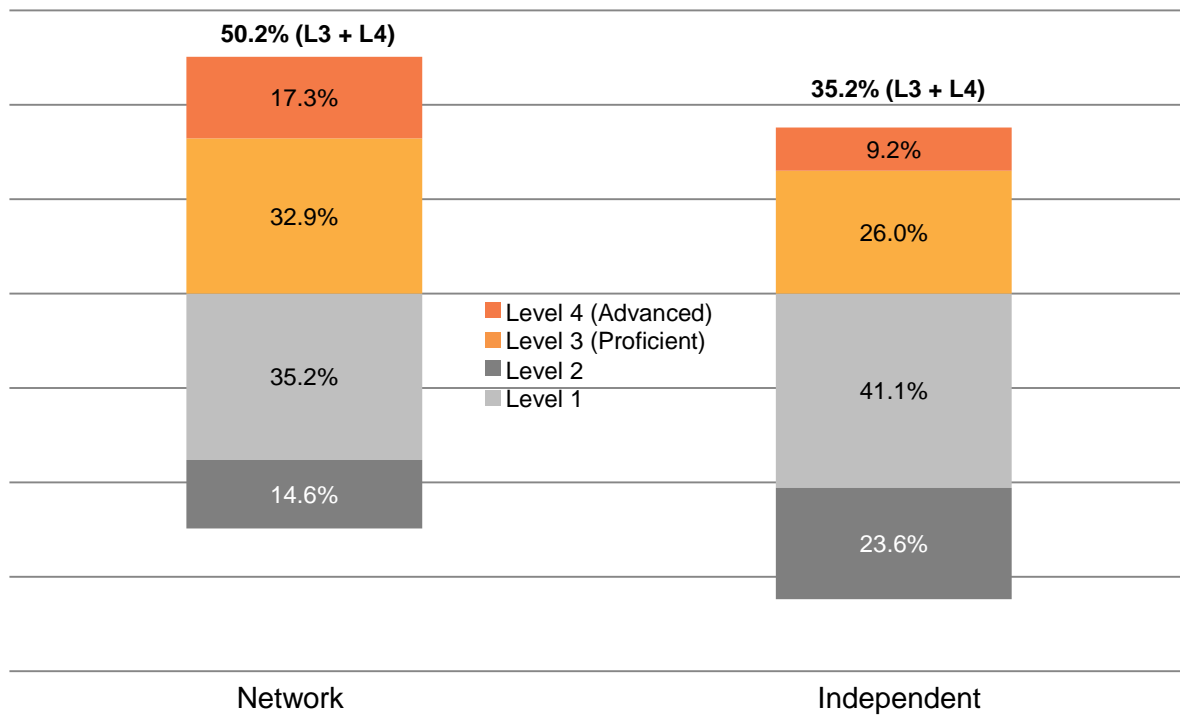
Charter Schools with Largest Decreases		% Proficient		
		2011-12	2012-13	Change
1	Brooklyn Ascend Charter School	83.9%	23.3%	-60.5%
2	Harlem Village Academy Charter School	87.2%	30.1%	-57.2%
3	Democracy Prep Harlem Charter School	74.5%	18.2%	-56.3%
4	Democracy Preparatory Charter School	81.6%	26.0%	-55.6%
5	KIPP Always Mentally Prepared Charter School	70.6%	15.0%	-55.6%
6	New Hope Academy Charter School	66.7%	12.0%	-54.7%
7	Brownsville Collegiate Charter School	94.0%	39.7%	-54.3%
8	Equality Charter School, The	69.7%	16.2%	-53.5%
9	Harlem Link Charter School	82.3%	29.0%	-53.3%
10	Harlem Village Academy Leadership Charter School	86.5%	33.7%	-52.8%

9f. Smallest and Largest Changes in Overall ELA Proficiency, NYC Charter Schools (2012, 2013)

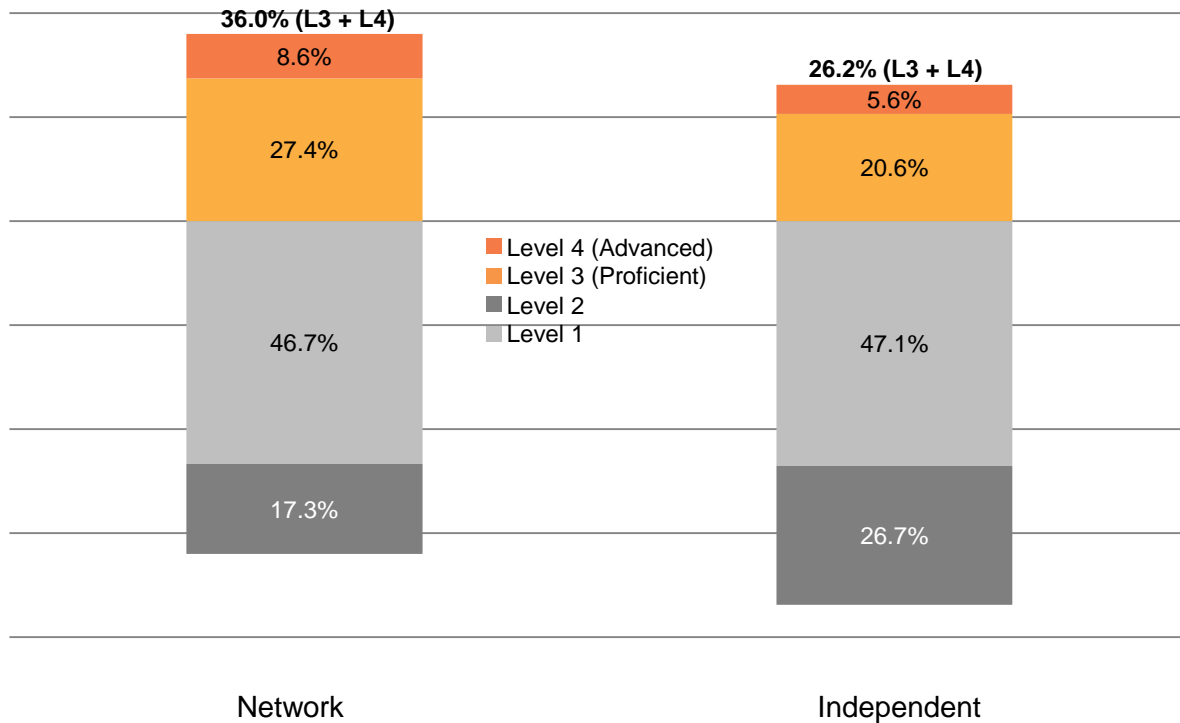
Charter Schools with Largest Increases/Smallest Decreases		% Proficient		
		2011-12	2012-13	Change
1	Metropolitan Lighthouse Academy	28.3%	28.3%	0.0%
2	Opportunity Charter School, The	9.6%	5.9%	-3.7%
3	Leadership Prep Brownsville	32.6%	28.9%	-3.7%
4	Girls Prep Charter School of The Bronx	30.6%	26.5%	-4.0%
5	Summit Academy Charter School	19.9%	14.1%	-5.9%
6	Ethical Community Charter School	30.8%	17.5%	-13.3%
7	Mott Haven Academy Charter School	27.2%	13.0%	-14.2%
8	Innovate Manhattan Charter School	28.0%	13.5%	-14.5%
9	Dr. Richard Izquierdo Health and Science Charter School	22.5%	7.8%	-14.7%
10	New Heights Academy Charter School	25.4%	10.2%	-15.2%

Charter Schools with Largest Decreases		% Proficient		
		2011-12	2012-13	Change
1	Icahn Charter School 3	79.8%	26.9%	-52.9%
2	Icahn Charter School 4	96.9%	45.4%	-51.6%
3	Brooklyn Ascend Charter School	69.1%	21.9%	-47.2%
4	Bronx Charter School for Excellence	86.1%	44.9%	-41.3%
5	Icahn Charter School 1	74.7%	34.8%	-39.9%
6	Academic Leadership Charter School	62.5%	23.2%	-39.3%
7	Manhattan Charter School	67.5%	28.4%	-39.0%
8	Bronx Charter School for Children, The	55.4%	17.6%	-37.8%
9	Icahn Charter School 2	96.2%	58.9%	-37.3%
10	Harlem Prep Charter School	60.4%	23.3%	-37.1%

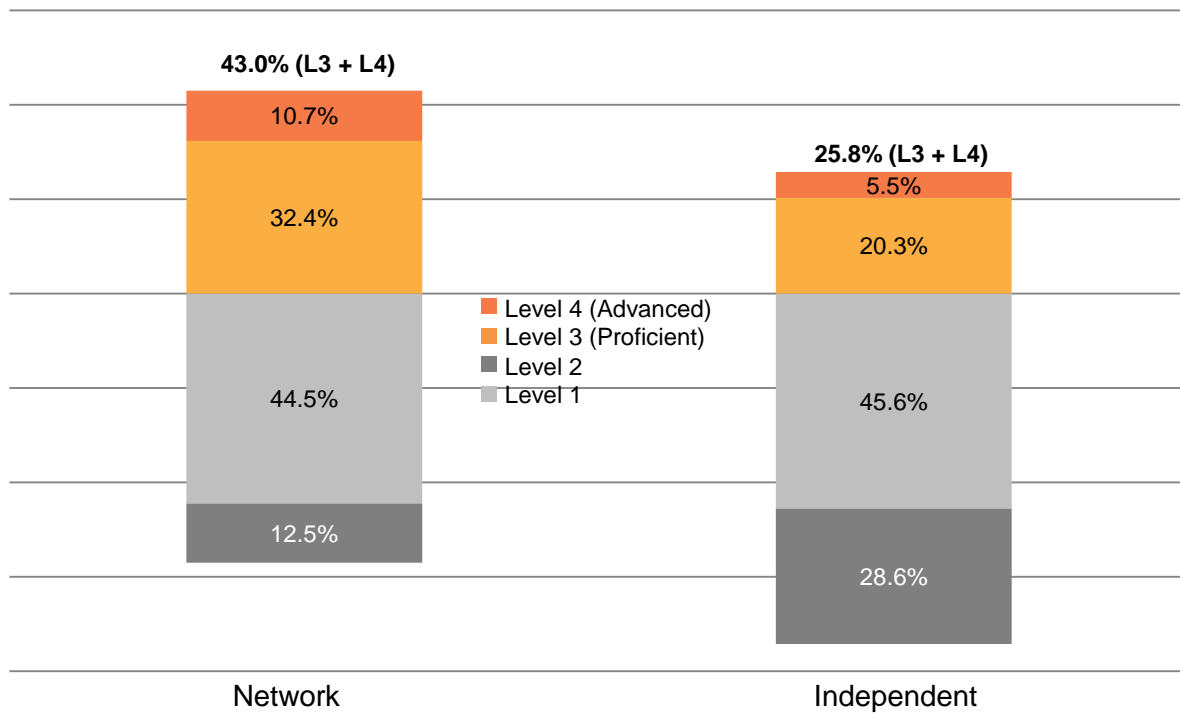
10a. Grade 4 Math Achievement by NYC Charter School Network Status (2013)



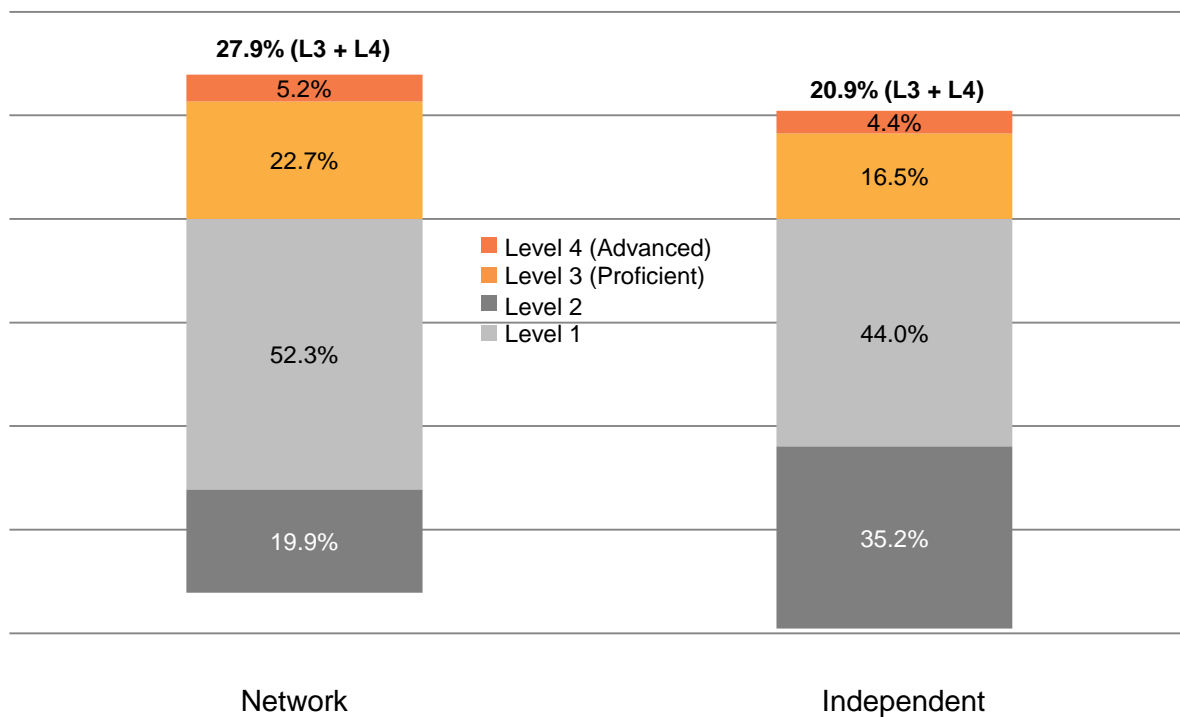
10b. Grade 4 ELA Achievement by NYC Charter School Network Status (2013)



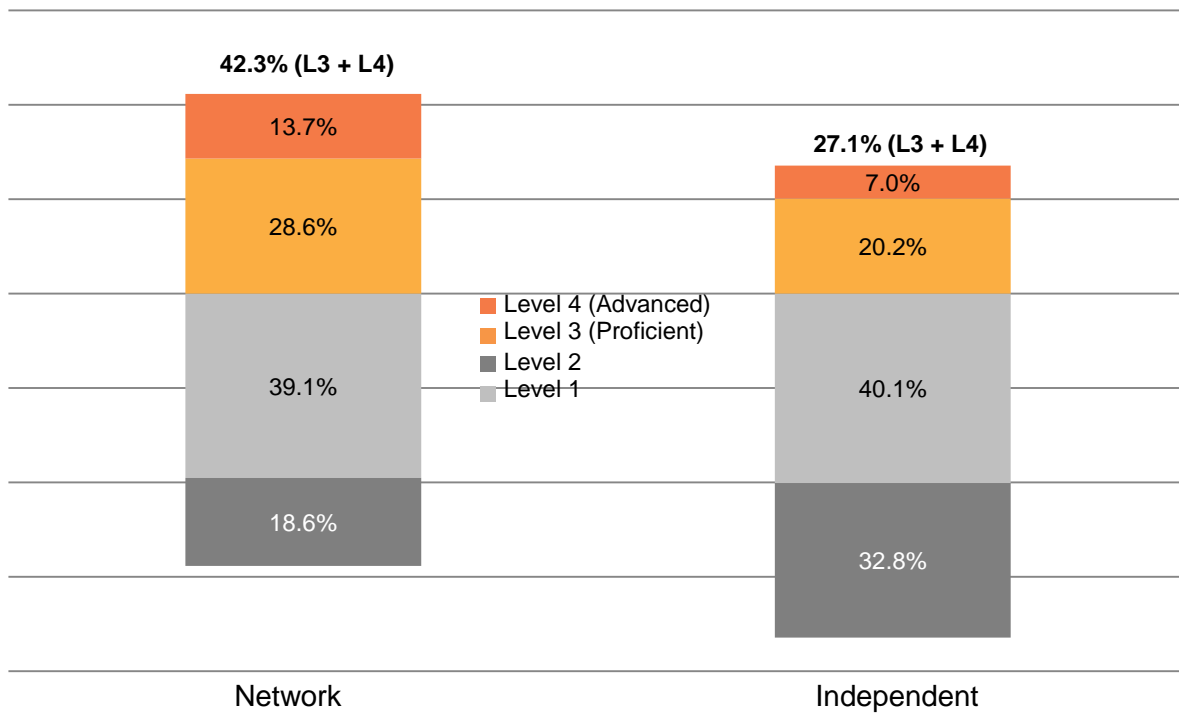
10c. Grade 8 Math Achievement by NYC Charter School Network Status (2013)



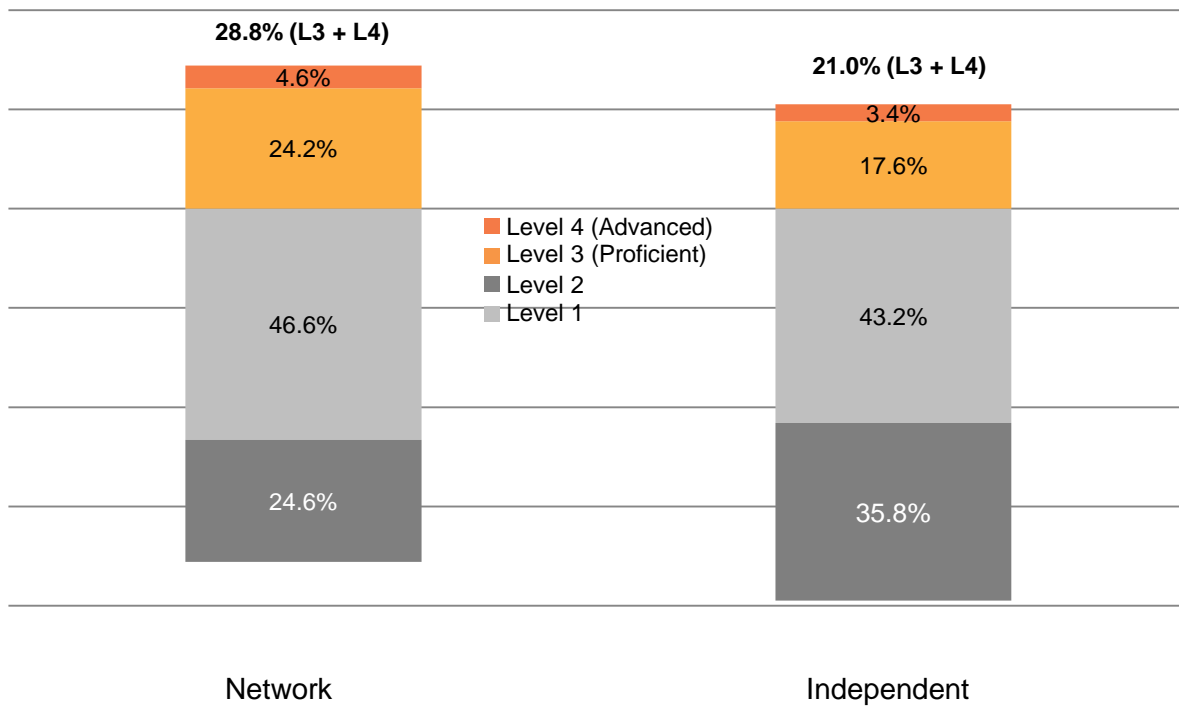
10d. Grade 8 ELA Achievement by NYC Charter School Network Status (2013)



10e. Overall Math Achievement by NYC Charter School Network Status (2013)



10f. Overall ELA Achievement by NYC Charter School Network Status (2013)



11a. Grade 4 Math Achievement, NYC Charter School Networks (2013)

Charter School Network	Proficient (L3+L4)	Level 4 Only	Schools Tested	Students Tested
Success Charter Network	81.5%	36.7%	4	428
Icahn	58.3%	25.0%	4	144
Explore Schools	55.6%	16.7%	3	180
EdisonLearning	52.1%	16.4%	1	73
Achievement First	47.7%	15.0%	4	306
Uncommon Schools	45.3%	14.2%	4	225
Public Prep	41.1%	7.3%	2	124
Ascend	37.8%	9.3%	2	172
Lighthouse Academies	34.1%	8.8%	2	91
Beginning with Children	31.9%	5.3%	2	94
Democracy Prep	27.5%	9.8%	1	51
National Heritage Academies	26.4%	6.1%	4	261

11b. Grade 4 ELA Achievement, NYC Charter School Networks (2013)

Charter School Network	Proficient (L3+L4)	Level 4 Only	Schools Tested	Students Tested
Success Charter Network	54.4%	13.6%	4	428
Icahn	49.3%	14.6%	4	144
Democracy Prep	43.1%	9.8%	1	51
Uncommon Schools	40.0%	12.0%	4	225
Achievement First	37.6%	6.9%	4	306
EdisonLearning	34.2%	6.8%	1	73
Ascend	29.7%	6.4%	2	172
Public Prep	26.6%	7.3%	2	124
Beginning with Children	26.6%	3.2%	2	94
Explore Schools	22.2%	2.8%	3	180
National Heritage Academies	20.2%	5.3%	4	262
Lighthouse Academies	17.6%	5.5%	2	91

11c. Grade 8 Math Achievement, NYC Charter School Networks (2013)

Charter School Network	Proficient (L3+L4)	Level 4 Only	Schools Tested	Students Tested
Achievement First	72.2%	22.1%	4	281
Uncommon Schools	55.1%	13.8%	5	247
Icahn	46.7%	13.3%	1	30
KIPP	45.5%	15.6%	4	244
Public Prep	42.6%	17.0%	1	47
Village Academies	35.7%	1.6%	2	129
Democracy Prep	31.8%	4.1%	2	217
EdisonLearning	21.5%	0.0%	1	65
Explore Schools	20.0%	7.5%	1	40
Lighthouse Academies	19.2%	0.0%	1	52
Beginning with Children	16.7%	1.4%	2	72
National Heritage Academies	8.0%	0.0%	1	87

11d. Grade 8 ELA Achievement, NYC Charter School Networks (2013)

Charter School Network	Proficient (L3+L4)	Level 4 Only	Schools Tested	Students Tested
Uncommon Schools	32.8%	8.5%	5	247
Achievement First	31.9%	4.7%	4	279
KIPP	29.9%	3.7%	4	244
Village Academies	29.5%	5.4%	2	129
Beginning with Children	29.2%	6.9%	2	72
Lighthouse Academies	28.8%	1.9%	1	52
Explore Schools	27.5%	7.5%	1	40
Public Prep	25.5%	10.6%	1	47
Democracy Prep	24.9%	5.1%	2	217
National Heritage Academies	17.2%	1.1%	1	87
Icahn	16.7%	0.0%	1	30
EdisonLearning	9.4%	3.1%	1	64

12a. Overall Achievement in Math, NYC Charter School Networks (2013, All Grades)

Charter School Network	Proficient (L3+L4)	Level 4 Only	Schools with Tested Grades	Students Tested
Success Charter Network	82.0%	39.9%	7	1542
Icahn	59.2%	22.1%	5	647
Uncommon Schools	47.3%	14.5%	11	2358
Achievement First	46.2%	13.4%	6	2058
Explore Schools	41.4%	10.4%	4	691
Public Prep	34.4%	9.5%	2	465
KIPP	32.5%	8.7%	5	1395
Village Academies	31.9%	5.1%	2	583
EdisonLearning	29.9%	9.9%	1	415
Ascend	29.0%	6.8%	3	620
Lighthouse Academies	28.1%	6.0%	2	434
National Heritage Academies	26.9%	7.9%	4	1108
Democracy Prep	23.3%	4.9%	4	1032
Beginning with Children	22.3%	3.2%	2	565

12b. Overall Achievement in ELA, NYC Charter School Networks (2013, All Grades)

Charter School Network	Proficient (L3+L4)	Level 4 Only	Schools with Tested Grades	Students Tested
Success Charter Network	58.4%	9.2%	7	1541
Icahn	41.8%	7.0%	5	644
Public Prep	31.4%	8.2%	2	465
Uncommon Schools	30.0%	5.2%	11	2361
Achievement First	28.3%	4.4%	6	2057
Ascend	25.0%	3.1%	3	620
National Heritage Academies	21.9%	3.2%	4	1108
KIPP	21.5%	3.5%	5	1396
Beginning with Children	21.2%	3.0%	2	565
Explore Schools	20.0%	1.7%	4	690
Village Academies	19.4%	3.4%	2	583
Democracy Prep	17.9%	2.4%	4	1031
Lighthouse Academies	17.5%	2.1%	2	434
EdisonLearning	17.4%	2.7%	1	414