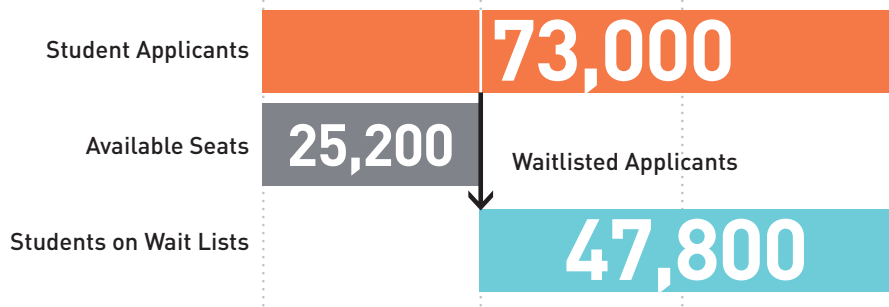


# New York City Charter Schools are in Demand... and Growing

2017  
2018

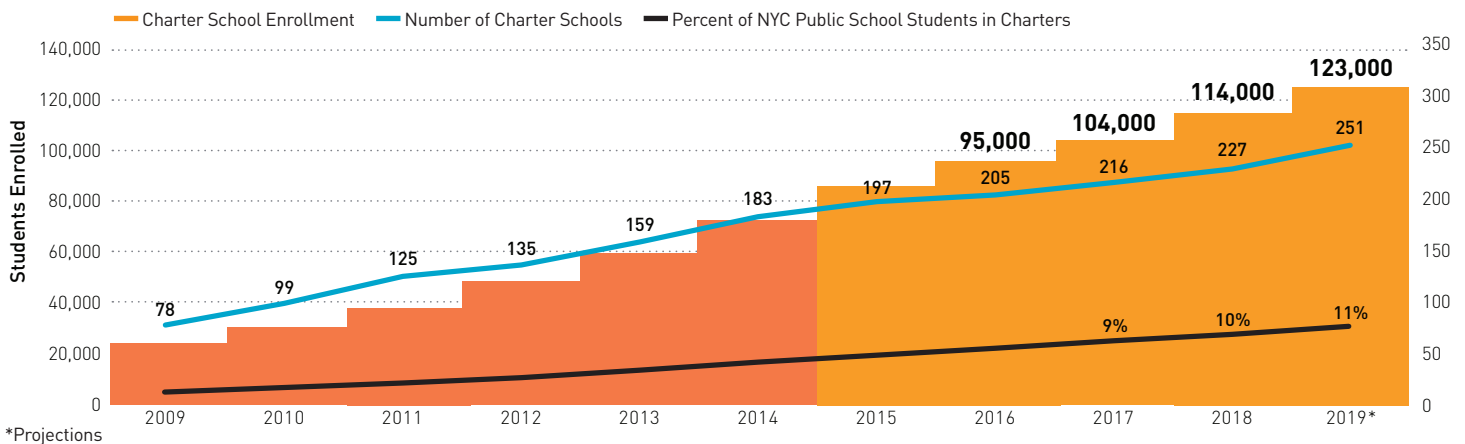
## NYC Charter School Applicants vs. Available Seats, Spring 2017 (est.)



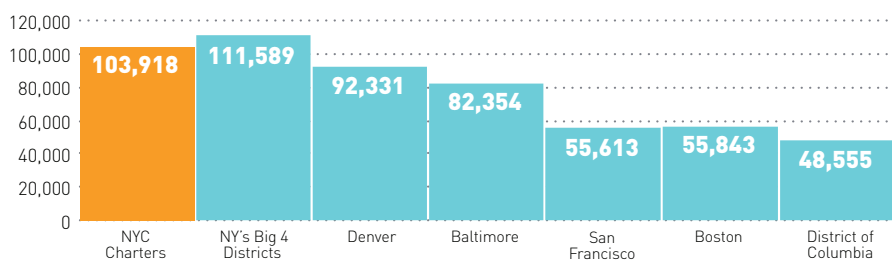
**55%**  
of Americans believe charter schools provide students with the best public k-12 education.

Gallup Poll: Private Schools First, Public Schools Last in K-12 Ratings; August 2017.

## Charter School Growth in New York City, 2009-2019



## Total Enrollment 2016-17\*



\*2016-17 is the last year for which official enrollment data are available.

NYC charter schools are educating more students than school districts in Denver, Baltimore, San Francisco, Boston, and the District of Columbia.

They serve nearly as many as New York's "Big 4" districts combined (Buffalo, Rochester, Syracuse, and Yonkers).

## Charter School Kindergarten Enrollment (2016-17)\*

Neighborhood	Number of Charter Schools	Charter Enrollment	District Enrollment	% of Total Student Enrollment in Charters
Harlem	18	1,393	1,615	46.3%
Central Brooklyn	44	3,202	6,415	33.3%
South Bronx	31	2,001	5,926	25.2%

\*Harlem is defined as CSD 4,5; Central Brooklyn 13, 16, 17, 18, 19, 23; South Bronx 7, 8, 9. Source: Preliminary NYSED Enrollment File

**1 in 2** kindergarten students in Harlem now attends a charter school.

There are approximately **4** applicants for each charter school seat in Harlem and the South Bronx.