

Achievement in NYC Charter Schools

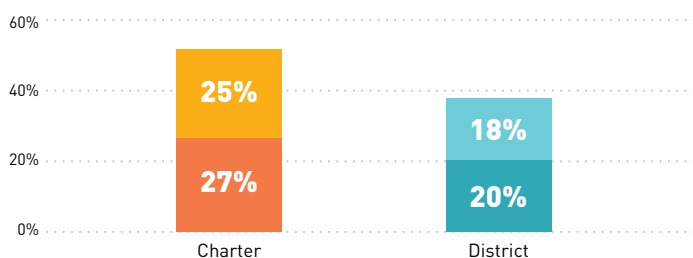
2017
2018

Public charter schools are accountable for the academic achievement of their students. Charter school students must master the same New York state standards and take the same state exams as other public school students. Charter schools that do not demonstrate academic success can be closed.

- Overall, charter schools in NYC significantly exceed district proficiency rates in Math (52% proficient to 38% for district students) and in ELA (48% proficient to 43% for district students).
- In Central Brooklyn, Harlem and the South Bronx, charter schools outperform district schools by significant margins in both Math and ELA.

OVERALL CHARTER AND DISTRICT SCHOOL PERFORMANCE ON NYS MATH ASSESSMENT 2016-17

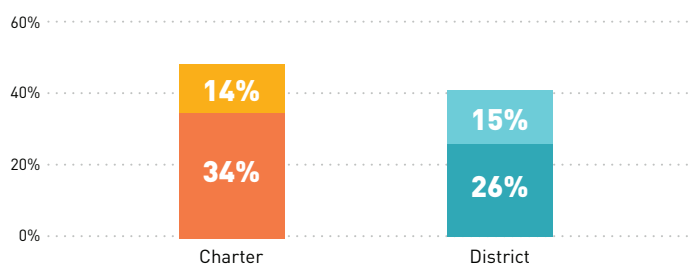
Charter: ■ Level 3 ■ Level 4 District: ■ Level 3 ■ Level 4



Source: NY SED Public School 3-8 Assessment Data

OVERALL CHARTER AND DISTRICT SCHOOL PERFORMANCE ON THE NYS ELA ASSESSMENT 2016-17

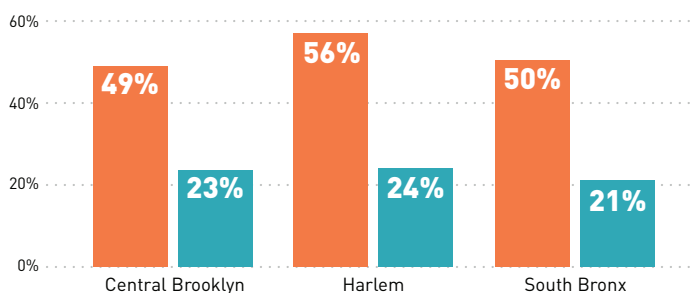
Charter: ■ Level 3 ■ Level 4 District: ■ Level 3 ■ Level 4



Source: NY SED Public School 3-8 Assessment Data

2016-17 MATH PERFORMANCE, CHARTER VS. DISTRICT PROFICIENCY

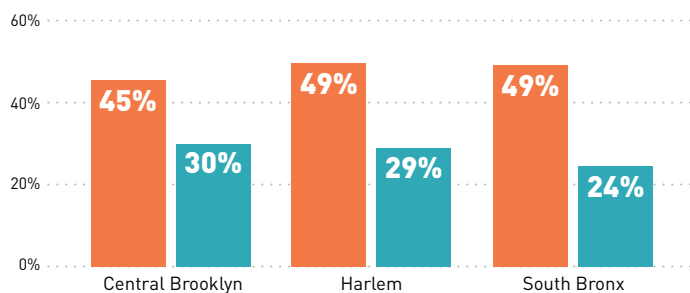
Charter ■ District ■



Central Brooklyn includes CSDs 13, 16, 17, 18, 19 & 23; Harlem includes CSDs 4 & 5; the South Bronx includes CSDs 7, 8 & 9
Source: NY SED Public School 3-8 Assessment Data

2016-17 ELA PERFORMANCE, CHARTER VS. DISTRICT PROFICIENCY

Charter ■ District ■



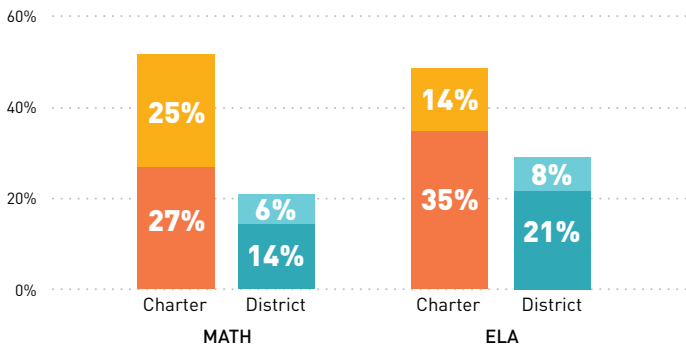
Achievement in NYC Charter Schools

2017
2018

Proficiency rates of African-American, Hispanic, and economically disadvantage students in charter schools far exceed those of their district counterparts.

OVERALL MATH & ELA PERFORMANCE OF AFRICAN- AMERICAN STUDENTS 2016-17, CHARTER VS. DISTRICT

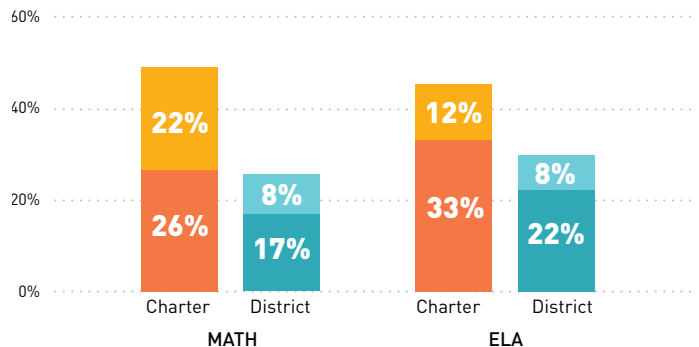
Charter: ■ Level 3 ■ Level 4 District: ■ Level 3 ■ Level 4



Source: NY SED Public School 3-8 Assessment Data

OVERALL MATH & ELA PERFORMANCE OF HISPANIC STUDENTS 2016-17, CHARTER VS. DISTRICT

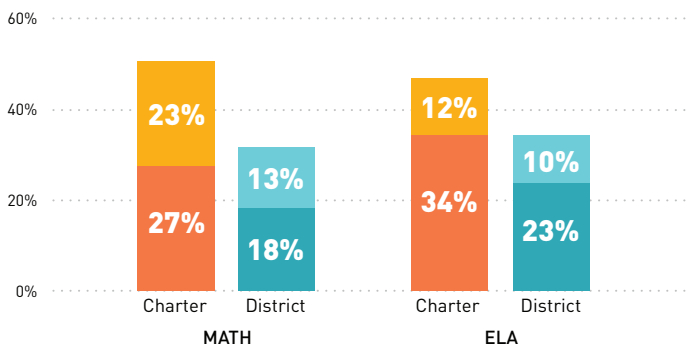
Charter: ■ Level 3 ■ Level 4 District: ■ Level 3 ■ Level 4



Source: NY SED Public School 3-8 Assessment Data

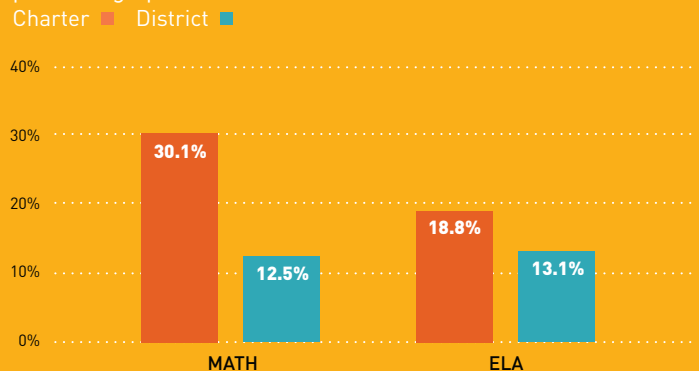
ECONOMICALLY DISADVANTAGE PERFORMANCE 2016-17

Charter: ■ Level 3 ■ Level 4 District: ■ Level 3 ■ Level 4



ACHIEVEMENT OF NYC CHARTER SCHOOLS EXCEEDS THE REST OF THE STATE

The New York City Independent Budget Office found that, controlling for student characteristics, NYC charter schools far exceed performance over the rest of the state by 30.1 percentage points in math, and 18.8 percentage points in ELA (compared to 12.5 percentage points in math, and 13.1 percentage points in ELA for the district).



Source: New York State Student Achievement Test Results: New York City Public Schools No Longer Lag Rest of the State, New York City Independent Budget Office, February 2016