

Students with Special Learning Needs and NYC Charter Schools

2012
2013

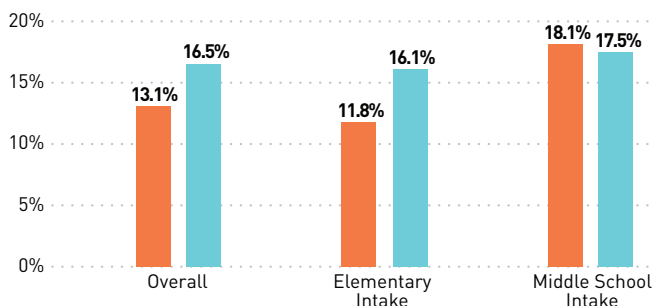
Charter schools are leading the way in finding ways to effectively educate special education students and English Language Learners in New York City and are making strong progress in recruiting more of these students into their schools.

- NYC charter schools' special education students and English Language Learners score proficient in Math and English Language Arts (ELA) at higher rates than citywide averages.
- English Language Learners at NYC charter schools become proficient in English at faster rates than in public schools citywide, where many immigrant students take five years or longer to reach proficiency.
- Special education students in charters are more likely than district peers to move into general education status or into less restrictive settings (such as a mainstream classroom with extra support).

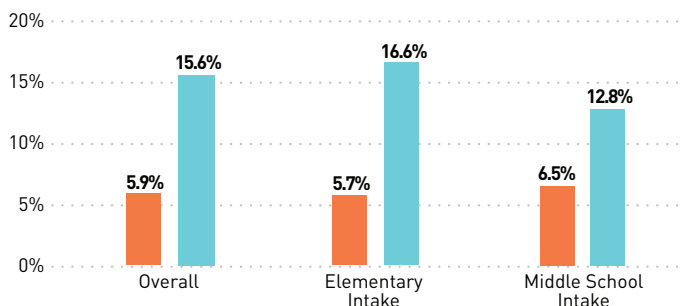
Legislative Highlights

- In 2010, the charter sector helped ensure passage of state legislation that requires charter schools to enroll and retain special population students at rates comparable to local district school.
- In 2012, the charter sector introduced legislation that would allow charter schools to work together to provide special education services. The charter sector is continuing to work to get the bill passed during the current session.

ENROLLMENT OF STUDENTS WITH IEPs, BY INTAKE GRADE LEVEL ■ Charter ■ Citywide



ENROLLMENT OF ELLs, BY INTAKE GRADE LEVEL ■ Charter ■ Citywide



Students with Special Learning Needs and NYC Charter Schools

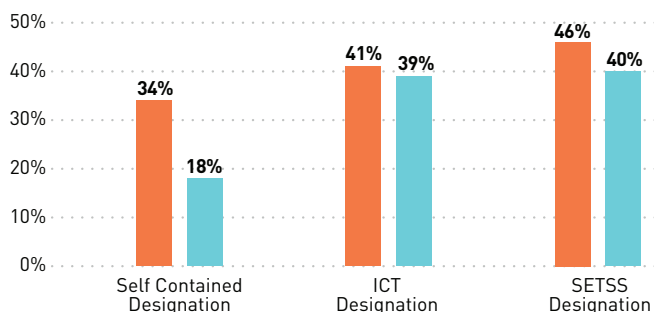
2012
2013

Charters Address the Need...

- Several charter schools are explicitly designed to work with students with special needs.
- The Special Education Collaborative as part of the Charter Center includes most of NYC's charter schools in our continuous efforts to share best practices.
- The Common Online Charter School Application introduced by the Charter Center in 2010 is a multi-lingual tool, used by tens of thousands of parents citywide.

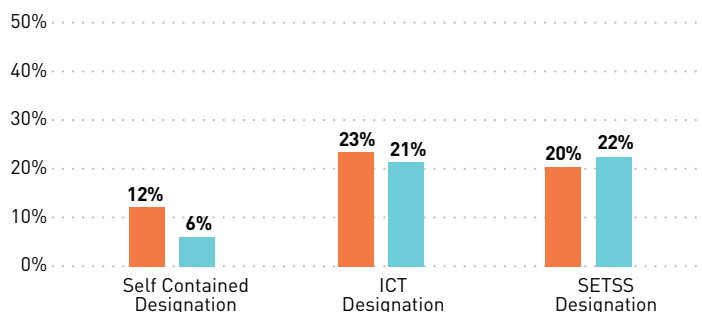
MATH PROFICIENCY, STUDENTS WITH DISABILITIES

■ Charter ■ Citywide

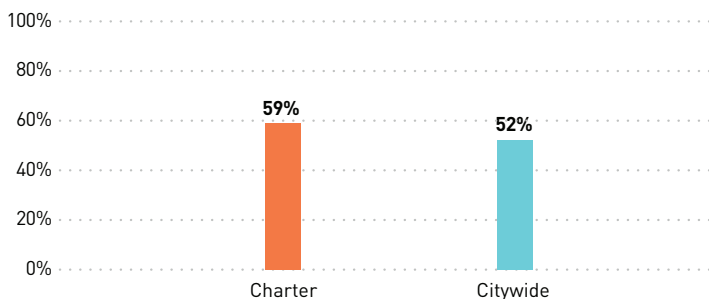


ELA PROFICIENCY, STUDENTS WITH DISABILITIES

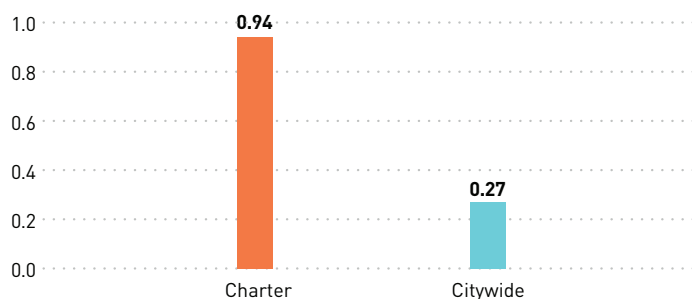
■ Charter ■ Citywide



PERCENT OF ELL STUDENTS MEETING ELL PROGRESS STANDARD



AVERAGE MOVES* TOWARDS LESS RESTRICTIVE SETTINGS (STUDENTS WITH IEPs, LAST FOUR YEARS)



*A move toward a less-restrictive setting is defined as a student spending a smaller portion of their time receiving special education services than at some time in the previous four years.