

Students with Disabilities and NYC Charter Schools

2018
2019

Charter schools are committed to serving all students, including those with disabilities. NYC charter schools now enroll students with disabilities (SWDs) in numbers comparable to the district and they continue to recruit more of these students as they expand their programming.

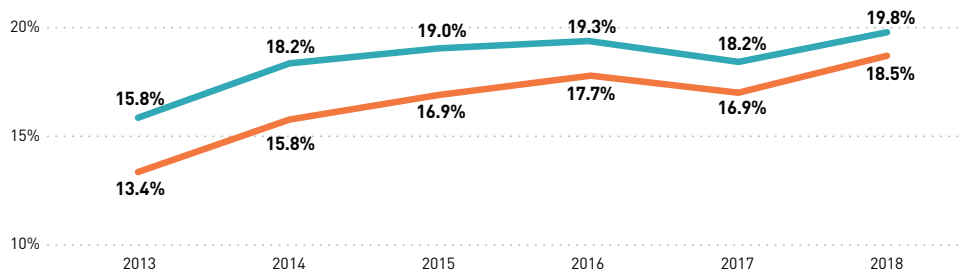
18.5%
of students enrolled in charter schools have disabilities

38%
Growth in SWDs enrollment from 2013-2018

24
charter schools featured a preference for students with disabilities in their 2018-19 admissions lotteries

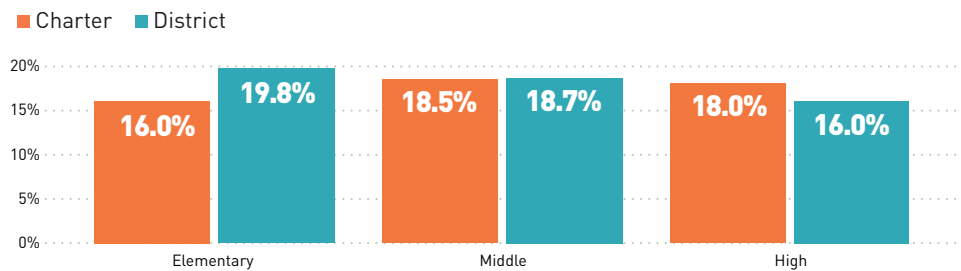
91
charter schools enroll a higher proportion of students with disabilities in their schools than the citywide average of **19.8%**

PERCENT OF STUDENTS WITH DISABILITIES ENROLLED IN CHARTER SCHOOLS, 2017-18 — Charter — District



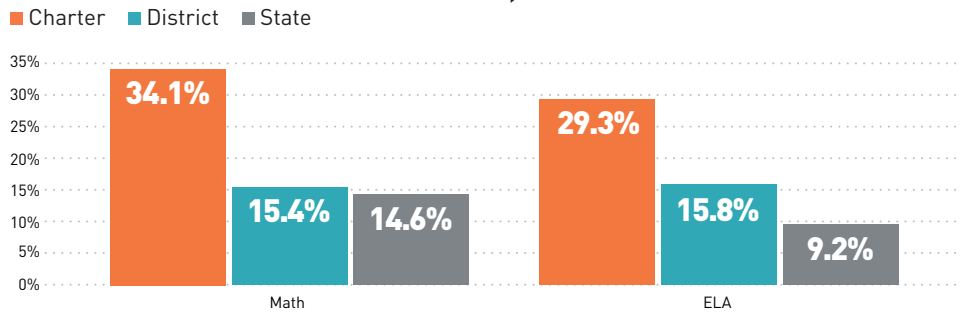
* Data pursuant to NYSED as of October 16, 2018

PERCENT OF STUDENTS WITH DISABILITIES BY GRADE, 2017-18



* Data pursuant to NYSED as of October 16, 2018

2017-18 MATH AND ELA PROFICIENCY, STUDENTS WITH DISABILITIES



Source: NY SED Public School 3-8 Assessment Data.